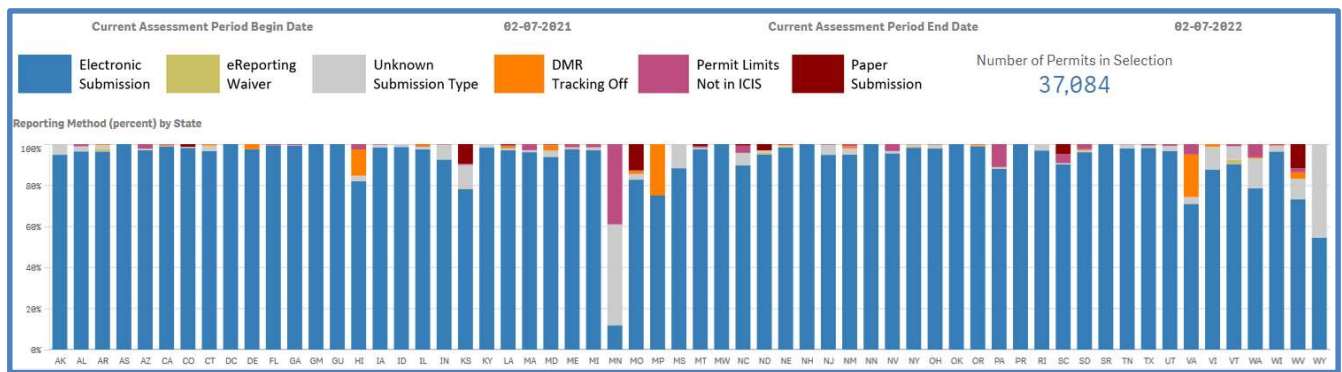




# NPDES eRule Readiness and Reporting Dashboard - User's Guide



Version 1.3 – Updated 8/31/2022

## Table of Contents

1	Introduction to NPDES eRule Readiness and Reporting Dashboard .....	3
1.1	Overview of Annual NPDES Electronic Reporting Participation Rates Assessments .....	3
1.2	Overview of NPDES eRule Readiness and Reporting Dashboard .....	3
2	DMR Reporting Method and DMR Facilities List Tabs .....	6
2.1	Overview and Scope .....	6
2.2	Sorting and Categorization Process .....	6
2.3	Dashboard Examples .....	8
2.4	Best Practices for EPA Region and State Water Data Stewards .....	16
3	Biosolids Annual Report Tab .....	18
3.1	Overview and Scope .....	18
3.2	Sorting and Categorization Process .....	19
3.3	Dashboard Examples .....	21
	Appendix A – Data Entry Guidance for Select NPDES Program Data .....	23
	A.1 NPDES Data Group Field .....	24
	A.2 Electronic Submission Type (Compliance Monitoring Activity) .....	28
	A.3 Electronic Waiver Data .....	30
	A.4 Unresolved DMR Non-Receipt Violations (found on “DMR Facilities List” tab) .....	32

# 1 Introduction to NPDES eRule Readiness and Reporting Dashboard

## 1.1 Overview of Annual NPDES Electronic Reporting Participation Rates Assessments

The 2015 National Pollutant Discharge Elimination System (NPDES) Electronic Reporting Rule (“NPDES eRule”) requires the U.S. EPA to assess the progress each authorized state is making in implementing NPDES electronic reporting and to repeat these assessments annually [see [40 CFR 127.26\(j\)](#)].

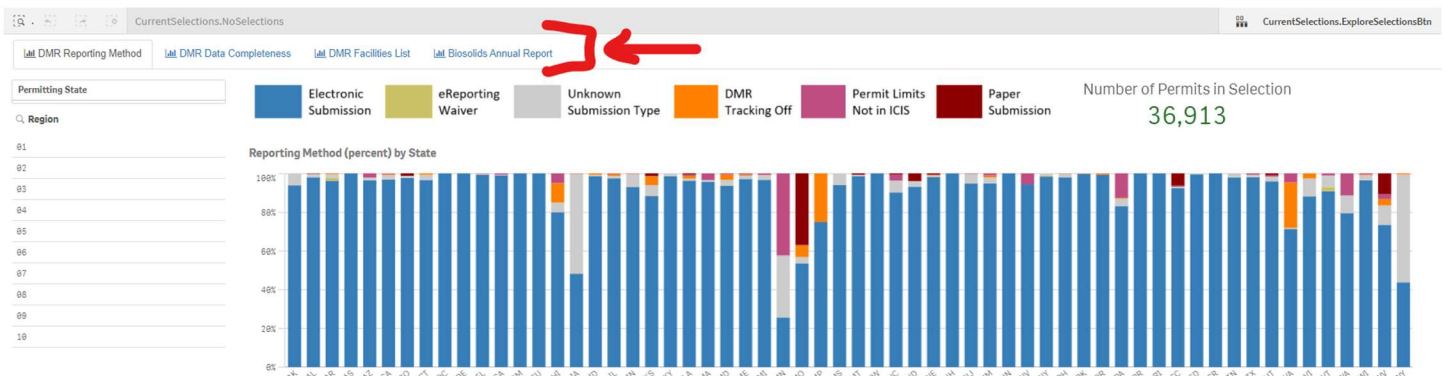
The NPDES eRule also requires authorized NPDES programs to electronically share the required minimum set of NPDES data (see [Appendix A](#), 40 CFR part 127) with EPA in a timely, accurate, complete, and nationally-consistent manner fully compatible with EPA's national NPDES data system (ICIS-NPDES). See [40 CFR 127.1\(b\)](#) and [127.23](#). This includes all data necessary to support these annual assessments.

## 1.2 Overview of NPDES eRule Readiness and Reporting Dashboard

EPA created the dashboard (“NPDES eRule Readiness and Reporting Dashboard”) to conduct these annual assessments. EPA is using the “DMR Reporting Method” dashboard tab to conduct these assessments for Discharge Monitoring Reports (DMRs) and the “Biosolids Annual Report” dashboard tab to conduct these assessments for the Federal biosolids annual report (40 CFR part 503). EPA is currently only using the biosolids view for 41 states where EPA is the regulatory authority for the Federal biosolids program (as well as for all tribal and territorial lands). The nine states that have authorization for the Federal biosolids program will share with EPA the biosolids annual report data that they collect in accordance with the schedule in the NPDES eRule (see [Table 1, 40 CFR 127.16](#)). The dashboard is located in the [ECHO Data Visualization Gallery](#).



These dashboard tabs currently correspond to the NPDES eRule Phase 1 electronic reporting requirements (DMRs and Biosolids Annual Reports). Accordingly, you can click on these tabs to explore different aspects of NPDES eRule Phase 1 implementation, which had a compliance deadline of December 21, 2016.



Each dashboard tab has selectors that allow you to sort and select data based on various criteria [e.g., all NPDES regulated entities (a.k.a. “NPDES IDs”) in a particular state]. Selectors that are common across the tabs include:

- EPA Region
- Permitting State
- Issuing Agency (EPA or state)
- Major/Minor designation
- Permit Status

There are also tab specific selectors that are discussed in more detail below.

You can also click on the pie charts and other figures in the tabs to trigger dashboard selections. For example, clicking on the “Electronic Submission” (blue) bars in the previous stacked bar chart will trigger the dashboard to only show facilities that are in this category. You can also see your selections and modify your selections in the grey “selection bar” that is immediately above the dashboard. For example, the dashboard screenshot below shows the selection bar for when the dashboard is focused on facilities that are regulated by EPA Region that they have designated as a “Major.”<sup>1</sup>



The dashboard also allows you to download data for further analysis or reporting. For example, use the “DMR Facilities” tab to view and download the list of DMR filers that correspond to the selections made in the dashboard. Click on the blue “Export Table” button to download the list of facilities (see below).

The screenshot shows the 'DMR Facilities List' tab of the dashboard. At the top, there are three selectors: 'MAJOR\_MINOR...' (set to 'Major'), 'EPA\_REGION\_C...' (set to '01'), and 'ISSUING\_AGEN...' (set to 'U.S. EPA'). Below these, there are four tabs: 'DMR Reporting Method', 'DMR Data Completeness', 'DMR Facilities List', and 'Biosolids Annual Report'. The 'DMR Facilities List' tab is active, showing a table of facilities. The table has columns for Permit Number, Facility Name, Detailed Facility Report, City, State, Region, Issuing Agency, Major/Minor, Reporting Method, Reporting Tool, and Permit Type. A red arrow points to the 'Export Table' button.

Permit Number	Facility Name	Detailed Facility Report	City	State	Region	Issuing Agency	Major/...	Reporting Method	Reporting Tool	Permit Type
MA0100315	ADAMS WWT P	<a href="#">DFR Link</a>	ADAMS	MA	01	U.S. EPA	Major	Electronic Submission	EPA Electronic Tool	NPDES Individual Permit
MA0101613	SPRINGFIELD WWT P	<a href="#">DFR Link</a>	AGAWAM	MA	01	U.S. EPA	Major	Electronic Submission	EPA Electronic Tool	NPDES Individual Permit
MA0101745	AMESBURY WWT P	<a href="#">DFR Link</a>	AMESBURY	MA	01	U.S. EPA	Major	Electronic Submission	EPA Electronic Tool	NPDES Individual Permit
MA0001350	L.S. STARRETT COMPANY	<a href="#">DFR Link</a>	ATHOL	MA	01	U.S. EPA	Major	Electronic Submission	EPA Electronic Tool	NPDES Individual Permit
MA0100005	ATHOL WWT P	<a href="#">DFR Link</a>	ATHOL	MA	01	U.S. EPA	Major	Electronic Submission	EPA Electronic Tool	NPDES Individual Permit

<sup>1</sup> Major facility means any NPDES “facility or activity” classified as such by the Regional Administrator, or, in the case of “approved State programs,” the Regional Administrator in conjunction with the State Director. (see [40 CFR 122.2](#)).

The DMR data in the dashboard are refreshed each weekend and the biosolids data are updated annually (usually in June). The DMR data are pulled from ICIS-NPDES. The biosolids data are pulled each year from EPA's NPDES Electronic Reporting Tool for Biosolids (or NeT-Biosolids) and the EPA Biosolids Center of Excellence (located in EPA Region 7). The “Monthly Snapshots” part of the dashboard provides charts showing trends and these DMR data are also updated from ICIS-NPDES but are stored as static data files updated on a monthly schedule. These monthly snapshots are usually taken in the first weekend of the month.

Please contact [Carey Johnston](#), U.S. EPA, if you have any suggestions, questions, comments, or training needs for this dashboard. EPA plans to enhance the dashboard to include more facilities (e.g., general permit covered facilities) and other NPDES program reports (e.g., Pretreatment Program Reports) in future releases. EPA also has [additional dashboards](#) to show different aspects of NPDES eRule implementation (e.g., EPA Region and state data sharing with ICIS-NPDES). EPA will continue its collaboration with states prior to any deployment of new dashboards or enhancements.

## 2 DMR Reporting Method and DMR Facilities List Tabs

### 2.1 Overview and Scope

These dashboard tabs are currently focused on Phase 1 implementation of the NPDES eRule for DMRs and is currently limited to facilities with individual NPDES permits that are regular DMR filers. The NPDES eRule requires authorized NPDES programs to share facility and permit data with EPA's ICIS-NPDES for these DMR filers [see [40 CFR 127.26\(c\)](#)]. The dashboard tab relies on data from authorized NPDES programs to identify regular DMR filers (i.e., NPDES permitted facility has the "NPDES Data Group" field set to "G3A – DMRs: Regular Submission Frequency"). ICIS-NPDES identifies each permit with a unique identifier (a.k.a. "NPDES ID").

Below is a summary of the criteria for NPDES ID inclusion in this dashboard tab.

- **Permit Type:** Only facilities with individual NPDES permits are included in the dashboard tab.
- **Permit Status:** Only facilities with the permit status of Effective, Administratively Continued, or Expired are included in the dashboard tab.
- **Major/Non-Major Status:** Both major and minor (non-major) facilities are included in the dashboard tab.
- **Permit Version:** Only the current version of the permit is included in the dashboard tab (i.e., Permit Version = 0).
- **Regular DMR Filer:** This dashboard tab only facilities that are regular DMR filers (i.e., "NPDES Data Group" field set to "G3A – DMRs: Regular Submission Frequency").

**Note:** EPA Region and state Water Data Stewards should inactive all scheduled permit limits and remove the NPDES data group code "G3A" from the permit record for facilities that no longer need to regularly submit DMRs.

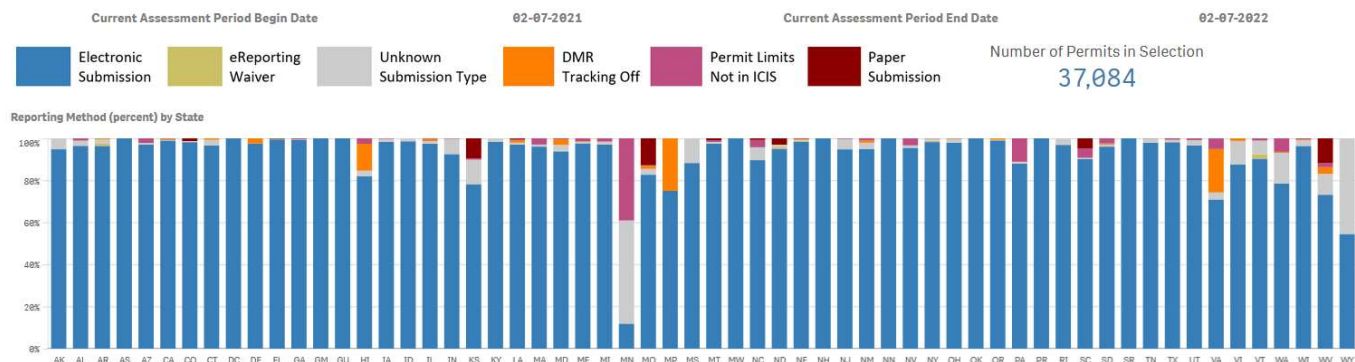
EPA is using the "DMR Reporting Method" dashboard tab to assess the progress each authorized state is making in implementing NPDES electronic reporting for DMRs. EPA uses the July monthly data snapshot to conduct these annual assessments in accordance with the NPDES eRule schedule [see [40 CFR 127.26\(j\)](#)]. It is important to note that the dashboard uses a rolling one-year assessment period. The dashboard displays the rolling one-year assessment period. Accordingly, the July monthly data snapshot captures the state of electronic reporting from early July to early July of the preceding year (as monthly snapshots are usually taken in the first weekend of the month). The "DMR Facilities List" tab shows the NPDES IDs that correspond to the dashboard selections.

### 2.2 Sorting and Categorization Process

This "DMR Reporting Method" dashboard tab sorts NPDES permits, which are uniquely identify by a "NPDES ID", into one of six categories based on the information in EPA's national NPDES data system (ICIS-NPDES) in the following order:

1. EPA Region or state permitting authority has identified the NPDES ID as a regular DMR filer but has only shared facility data. This prohibits the permitting authority from sharing of DMR data with ICIS-NPDES for this NPDES ID. ("Permit Limits Not in ICIS").
2. EPA Region or state permitting authority has turned off compliance tracking of DMRs for this NPDES ID ("DMR Tracking Off").
3. EPA Region or state permitting authority has approved a permanent or temporary waiver from NPDES electronic reporting requirements for this NPDES ID ("eReporting Waiver"). Permanent waivers do not have expiration dates; however, temporary waivers cannot not have a duration exceeding five years. See 40 CFR 127.15(b)(1).

4. NPDES ID has made one or more electronic DMR submissions within the rolling one-year assessment period ("Electronic Submissions").
5. NPDES ID has made one or more paper submissions of DMRs but no electronic submissions of DMRs within the rolling one-year assessment period. These NPDES IDs are not covered by an effective eReporting Waiver ("Paper Submission").
6. NPDES ID has one or more DMRs with a monitoring period end date within the rolling one-year assessment period that: (a) were not submitted to the permitting authority; (b) were submitted to the permitting authority but the permitting authority did not share the DMR data with ICIS-NPDES; or (c) were submitted to the permitting authority, permitting authority did share DMR data with ICIS-NPDES, but without the code that indicates how that submission was made by the permittee ("Unknown Submission Type").



This dashboard tab uses the "Electronic Submission Type (Compliance Monitoring Activity)" data element. See Appendix A of this user guide for information on how EPA and state Water Data Stewards share these data with ICIS-NPDES.

Below is more information on each of these categories.

Sorting Order	Dashboard Category	Dashboard Color	Dashboard Description
1	Permit Limits Not in ICIS	Pink	This category includes NPDES IDs where the EPA Region or state has shared facility data with ICIS-NPDES but not the full set of permit data. In particular, this category represents permits where EPA's NPDES data system has facility data but not the necessary data regarding the permit effluent limits or monitoring requirements. EPA's NPDES data system requires these permit effluent limits prior to accepting DMR data.
2	DMR Tracking Off	Orange	This category includes NPDES IDs where the permitting authority has set the "DMR Non-Receipt Tracking" and/or "Permit Compliance Tracking Status" fields in ICIS-NPDES to "Off." Accordingly, ICIS-NPDES will not automatically track compliance with effluent limits or DMR reporting requirements when tracking is turned off.
3	eReporting Waiver	Olive Green	This category includes NPDES IDs with effective permanent waivers and temporary waivers (but not expired). The permanent waivers do not have expiration dates; however, temporary waivers cannot not have a duration exceeding five years. See <a href="#">40 CFR 127.15(b)(1)</a> . These permits also have tracking turned to "On."
4	Electronic Submission	Blue	This category includes NPDES IDs with at least one DMR Form with the "Electronic Submission Type (Compliance Monitoring Activity)" field set to "ES1", "ES2", or "ES7." See Appendix A of this user guide for the description of this field and these codes. These permits also have tracking turned to "On."

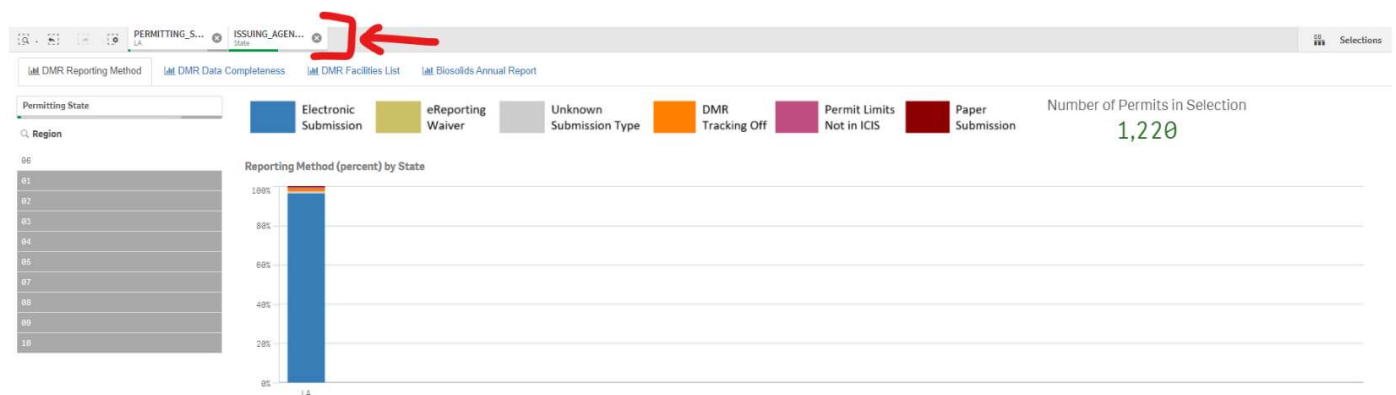
Sorting Order	Dashboard Category	Dashboard Color	Dashboard Description
5	Paper Submission	Dark Red	This category includes NPDES IDs that have one or more paper submissions of DMRs ["Electronic Submission Type (Compliance Monitoring Activity)" field set to "ES8"] but no electronic submissions of DMRs within the rolling one-year assessment period. See Appendix A of this user guide for the description of this field and these codes. These permits also have tracking turned to "On."
6	Unknown Submission Type	Grey	This category includes NPDES ID that have one or more DMRs with a monitoring period end date within the rolling one-year assessment period that: (a) were not submitted to the permitting authority; (b) were submitted to the permitting authority but the permitting authority did not share the DMR data with ICIS-NPDES; or (c) were submitted to the permitting authority, permitting authority did share DMR data with ICIS-NPDES, but without the code that indicates how that submission was made by the permittee ("Unknown Submission Type"). In other words, the "Electronic Submission Type (Compliance Monitoring Activity)" field is blank (null) for all DMR Forms with a monitoring period end date within the rolling one-year assessment period for these NPDES IDs. These permits also have tracking turned to "On."

## 2.3 Dashboard Examples

Dashboard users can use the dashboard to assess the progress each authorized state is making in implementing NPDES electronic reporting for DMRs and to see monthly trends over time. The following are examples of how to use these DMR dashboard tabs.

### Example #2-1: Assessing Electronic Reporting Participation Rate in a State (Using Current One-Year Assessment)

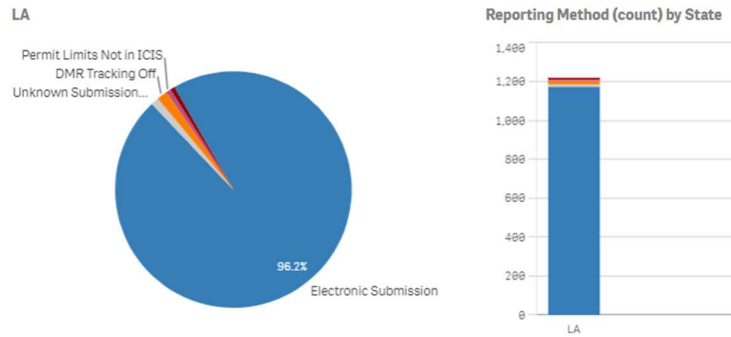
This example will use the data shown on the "DMR Reporting Method" dashboard tab. These data describe how DMR filers submitted their DMRs within the current one-year assessment period. Select a state in "Permitting State" data selector and "State" in the "Issuing Agency" data selector. This will focus the dashboard on state issued NPDES permits and identify the DMR electronic reporting adoption rate. The screenshot below highlights the grey selection bar showing the DMR electronic reporting adoption rate in Louisiana for state issued NPDES permits.



The dashboard tab shows the counts of NPDES IDs in each category as well as a pie and bar charts.

Permitti... State	Electronic Submission	eReporting Waiver	Unknown Submission Type	DMR Tracking Off	Permit Limits Not in ICIS	Paper Submission
Total	1,174	0	13	18	8	7
LA	1,174	0	13	18	8	7





You can use the “DMR Facilities List” tab to identify the state regulated NPDES permittees that file DMRs. Click on the “Export Table” button (see below) to download this list of NPDES IDs.

This table lists the following columns that you can sort and make additional selections by clicking on the column

Permit Number	Facility Name	Detailed Facility Report	City	State	Region	Issuing Agency	Major/Minor	Reporting Method	Reporting Tool	Permit Type	Components
LA0004774	OMEGA PROTEIN, INC. - ABBEVILLE FACTORY	DTF Link	ABBEVILLE	LA	08	State	Minor	Electronic Submission	EPA Electronic Tool	NPDES Individual Permit	-
LA0009748	ABBEVILLE CITY OF	DTF Link	ABBEVILLE	LA	08	State	Major	Electronic Submission	EPA Electronic Tool	NPDES Individual Permit	POTW
LA0006031	VERMILION PARISH SOLID WASTE PLANT	DTF Link	ABBEVILLE	LA	08	State	Minor	Electronic Submission	EPA Electronic Tool	NPDES Individual Permit	POTW
LA0074861	TESS - RIDGE HILL	DTF Link	ABBEVILLE	LA	08	State	Minor	Electronic Submission	EPA Electronic Tool	NPDES Individual Permit	-
LA0008179	MIDKAY AMERICA INC.	DTF Link	ABBEVILLE	LA	08	State	Minor	Electronic Submission	EPA Electronic Tool	NPDES Individual Permit	-
LA0104094	DE WATERWORKS DIST. #2 WTP	DTF Link	ABBEVILLE	LA	08	State	Minor	Electronic Submission	EPA Electronic Tool	NPDES Individual Permit	-

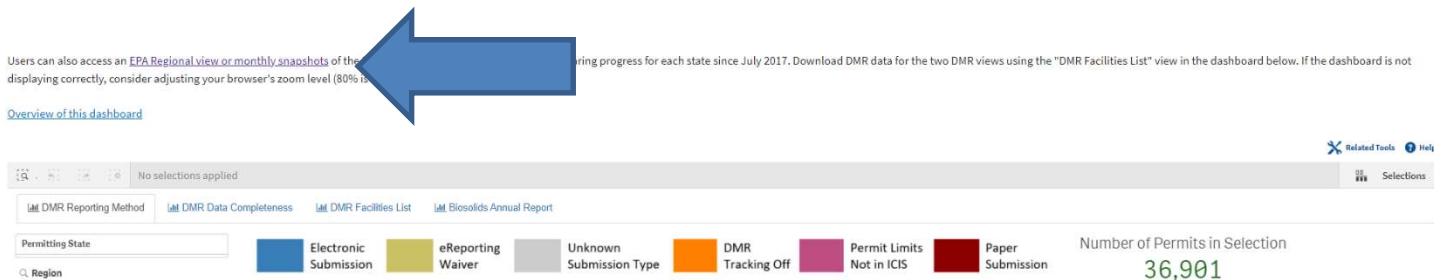
headers:

- Permit Number
- Facility Name
- City
- State
- EPA Region (1 – 10)
- State-Region (state region codes that are specific to each state)
- Issuing Agency (State or U.S. EPA)
- Major/Minor Designation
- Facility Latitude
- Facility Longitude
- Permit Type (NPDES Individual Permit)
- Permit Components (e.g., POTW, Pretreatment)
- Reporting Method Category (see list of six categories above)
- Reporting Tool (EPA Electronic Tool, State Tool, Paper Submission, No Data)
- Detailed Facility Report (This is a link to the ECHO facility report for this NPDES ID)
- DMR Non-Receipt Drilldown [This is a link to the ECHO report detailed DMR non-receipt violations (if any) for this NPDES ID]
- Unresolved DMRs Count (This is a count of unresolved DMR non-receipt violations within the rolling one-year assessment period. See Appendix A of this user guide for a description of this field)

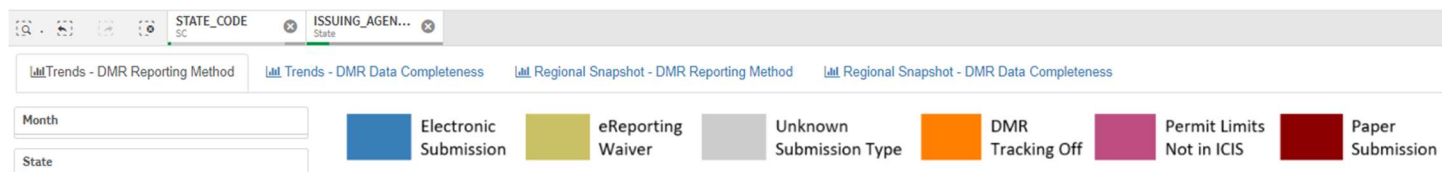
The “Reporting Tool” column in the screenshot above lists “EPA Electronic Tool” as Louisiana has elected to use EPA’s electronic reporting tool (NetDMR).

## Example #2-2: Assessing Electronic Reporting Participation Rate in a State (Using Monthly Trends)

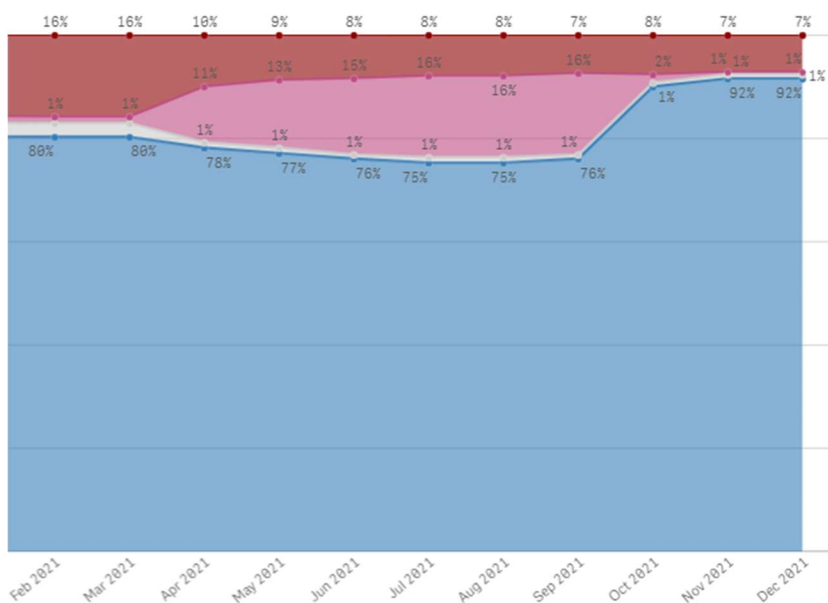
This example will use the dashboard's monthly trends data (see [link](#) below). These frozen monthly data describe how DMR filers submitted their DMRs over time.



Select a state in the "State" data selector and "State" in the "Issuing Agency" data selector on the "Trends – DMR Reporting Method" tab. This will focus the dashboard on state issued NPDES permits for a particular state and how the DMR filers in this state submitted their DMR Forms.



For example, the screenshot below highlights monthly trends for state issued NPDES permittees in South Carolina.



EPA uses the July monthly snapshot to conduct the annual assessments as required by the NPDES eRule [see [40 CFR 127.26\(j\)](#)].

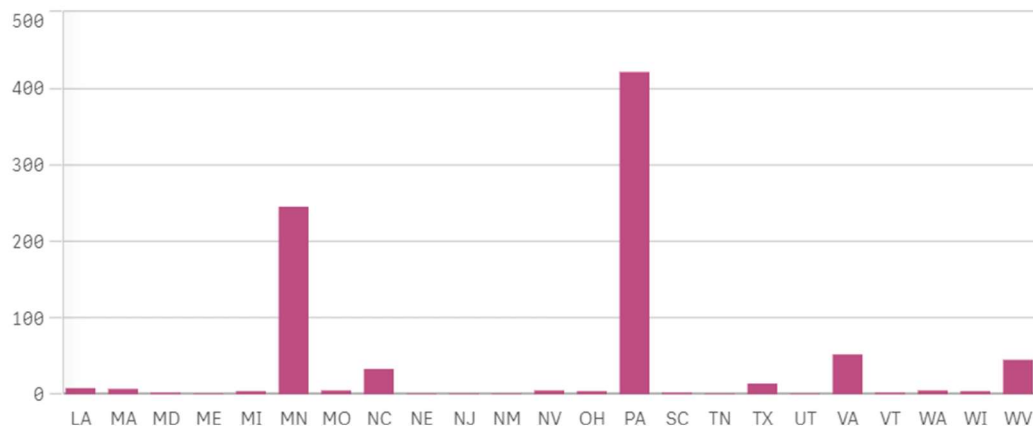
### Example #2-3: Identify Facilities with Missing Permit Limits Data

The “DMR Reporting Method” dashboard tab allows users to see counts of facilities that are currently missing permit limits data in ICIS-NPDES by selecting “Permit Limits Not in ICIS” in the “Reporting Method” data selector. This category includes facilities where the state has shared facility data with ICIS-NPDES but not permit limits data.

The “DMR Reporting Method” dashboard tab shows a table and bar chart with the counts of facilities that are currently missing permit limits data in ICIS-NPDES

Permitti... State	Electronic Submission	eReporting Waiver	Unknown Submission Type	DMR Tracking Off	Permit Limits Not in ICIS	Paper Submission
Total	0	0	0	0	881	0
AZ	0	0	0	0	3	0
CA	0	0	0	0	1	0
GA	0	0	0	0	2	0
HI	0	0	0	0	2	0
IA	0	0	0	0	2	0
IL	0	0	0	0	4	0
IN	0	0	0	0	3	0
LA	0	0	0	0	8	0

Reporting Method (count) by State



Select the “DMR Facilities List” dashboard tab to see the list of facilities that are in this category. You can click on the “Export Table” button to download the list of facilities in this category.

The screenshot shows the NPDES eRule Reporting Method dashboard. The 'DMR Facilities List' tab is selected, indicated by a red arrow. The 'Export Table' button is highlighted with a red arrow. The dashboard shows a table of facilities with columns for Permit Number, Facility Name, Detailed Facility Report, City, State, Region, Issuing Agency, Major/Minor, Reporting Method, and Reporting Tool. The 'Reporting Method' dropdown is set to 'Permit Limits Not in ICIS'.

Permit Number	Facility Name	Detailed Facility Report	City	State	Region	Issuing Agency	Major/Minor	Reporting Method	Reporting Tool
AZ0025216	FESTIVAL RANCH WATER RECLAMATION FACILITY	DFR Link	BUCKEYE	AZ	09	State	Major	Permit Limits Not in ICIS	State Electronic Tool
AZ0074341	SRP - ADMINISTRATIVE OFFICES	DFR Link	PHOENIX	AZ	09	State	Minor	Permit Limits Not in ICIS	State Electronic Tool
AZ0025305	HOUSTON CREEK LANDING - WWTP	DFR Link	STAR VALLEY	AZ	09	State	Minor	Permit Limits Not in ICIS	State Electronic Tool
CA0006688	IRONGATE HATCHERY WWTS	DFR Link	HORN BROOK	CA	09	State	Minor	Permit Limits Not in ICIS	State Electronic Tool
GA0050304	NEWTON COUNTY WATER & SEWERAGE AUTHORITY (A. SCOTT EMMONS WRF AT LITTLE RIVER)	DFR Link	COVINGTON	GA	04	State	Minor	Permit Limits Not in ICIS	State Electronic Tool
GA0050313	JASPER, CITY OF (JASPER WPCP)	DFR Link	JASPER	GA	04	State	Minor	Permit Limits Not in ICIS	State Electronic Tool
HI0000001	DOT-HIGHWAYS MUNICIPAL SEPARATE STORM SEWER SYSTEM (MS4)	DFR Link	HONOLULU	HI	09	State	Major	Permit Limits Not in ICIS	State Electronic Tool
HI0021896	AHUI MANU WASTEWATER PRE-TREATMENT FACILITY FORCE MAIN HADJU ROAD BYPASS SEWER	DFR Link	KANE OHE	HI	09	State	Minor	Permit Limits Not in ICIS	State Electronic Tool
IA0053342	SHERWOOD FOREST	DFR Link	OKOBOUI	IA	07	State	Minor	Permit Limits Not in ICIS	State Electronic Tool

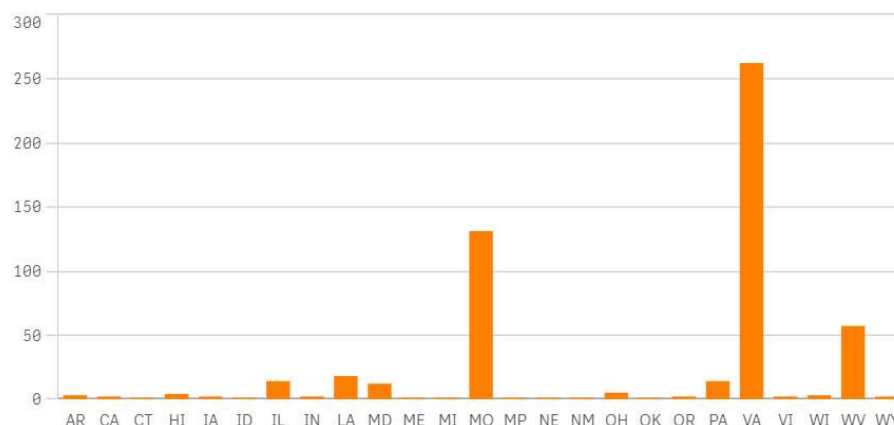
### Example #2-4: Identify Facilities with Tracking Turned to Off

The “DMR Reporting Method” dashboard tab allows users to see counts of facilities where the EPA Region or state has current set the “DMR Non-Receipt Tracking” and/or “Permit Compliance Tracking Status” data elements in ICIS-NPDES to “Off.” ICIS-NPDES will not automatically track compliance with effluent limits or DMR reporting requirements for facilities in this category.

Select “DMR Tracking Off” in the “Reporting Method” data selector. The “DMR Reporting Method” dashboard tab shows a table and bar chart with the counts of facilities where tracking is turned off.

Permitti... State	Electronic Submission	eReporting Waiver	Unknown Submission Type	DMR Tracking Off	Permit Limits Not in ICIS	Paper Submission
Total	0	0	0	543	0	0
AR	0	0	0	3	0	0
CA	0	0	0	2	0	0
CT	0	0	0	1	0	0
HI	0	0	0	4	0	0
IA	0	0	0	2	0	0
ID	0	0	0	1	0	0
IL	0	0	0	14	0	0
IN	0	0	0	2	0	0

Reporting Method (count) by State



EPA Regional and state Water Data Stewards should confirm if turning tracking off for these facilities is still required. EPA's [guidance](#) to EPA Region and state Water Data Stewards is to limit the use of turning tracking off for unusual circumstances and for a limited duration (e.g., less than 60 days).

Select the "DMR Facilities List" dashboard tab to see the list of facilities that are in this category. You can click on the "Export Table" button to download the list of facilities in this category.

REPORTING\_METHOD...  
DMR Tracking Off

DMR Reporting Method | DMR Data Completeness | **DMR Facilities List** | Annual Record

Permitting State: [ ] Major/Minor: [ ] Components: [ ] Issuing Agency: [ ] Reporting Method: [ DMR Tracking Off ] Reporting Tool: [ EPA Electronic Tool ] Export Table

Region: [ ] Evaluation Category: [ ] POTW: [ ] U.S. EPA: [ ] Permit Limits Not in ICIS: [ ] Paper Submission: [ ]

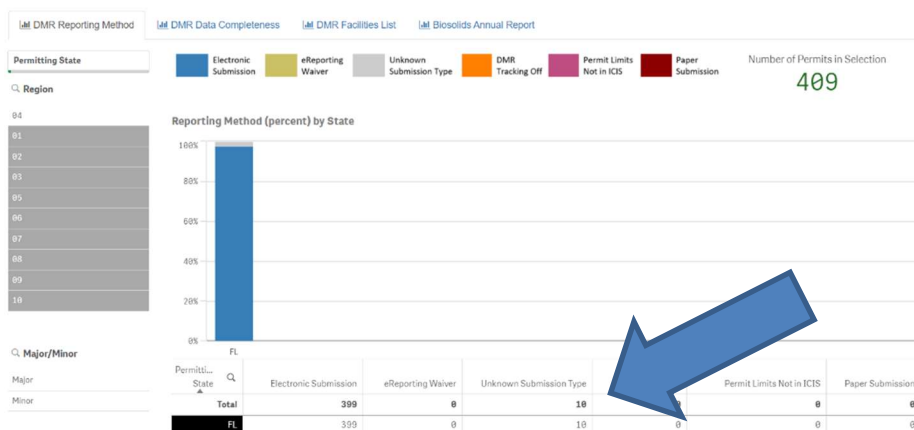
Permit Number	Facility Name	Detailed Facility Report	City	State	Region	Issuing Agency	Major/...	Reporting Method
AR0047261	CHICOT SEWER SYSTEM, LLC	DFR Link	MABELVALE	AR	06	State	Minor	DMR Tracking Off
AR0051110	REMEDIAL SYSTEM/CENTRAL MOLONEY	DFR Link	PINE BLUFF	AR	06	State	Minor	DMR Tracking Off
AR0046752	MAPCO EXPRESS, INC.- STORE #3154	DFR Link	WHEATLEY	AR	06	State	Minor	DMR Tracking Off
CA0103179	GROVER HOT SPRINGS STATE PARK	DFR Link	MARKLEEVILLE	CA	09	State	Minor	DMR Tracking Off
CA0025143	PAGE PROPERTY	DFR Link	WILLITS	CA	09	State	Minor	DMR Tracking Off
CT0003751	FUSION PAPERBOARD CONNECTICUT, LLC	DFR Link	VERSAILLES	CT	01	State	Minor	DMR Tracking Off
HI0020630	WAIKIKI AQUARIUM	DFR Link	HONOLULU	HI	09	State	Minor	DMR Tracking Off
HI0021296	C&CH KAILUA REGIONAL WWTP	DFR Link	KAILUA	HI	09	State	Major	DMR Tracking Off
HIS000007	MARINE CORPS BASE HAWAII KANEOHE BAY MUNICIPAL SEPARATE STORM SEWER SYSTEM (MS4)	DFR Link	UNKNOWN	HI	09	State	Minor	DMR Tracking Off
HI0020109	C&CH WAIANAE WWTP	DFR Link	WAIANAE	HI	09	State	Major	DMR Tracking Off

**Reminder:** It is important to note that EPA Regions and states should only turn DMR Non-Receipt Tracking and/or Permit Compliance Tracking to "Off" for unusual circumstances and for limited durations (e.g., 60 days). See the following EPA guidance: "[Data Entry Guidance for Select NPDES Data Elements.](#)"

## Example #2-5: Identify Facilities with Missing Electronic Submission Type Code

The NPDES eRule requires states to share “Electronic Submission Type (Compliance Monitoring Activity)” data for all compliance monitoring submissions made by NPDES-regulated entities (see [Appendix A](#), 40 CFR part 127). The “Electronic Submission Type (Compliance Monitoring Activity)” data field identifies how the permittee submitted their compliance monitoring reports (e.g., DMRs) to the authorized NPDES program. EPA uses this field in the DMR dashboard tabs to identify if DMR submissions made in the one-year rolling assessment period were made electronically or not.

The dashboard puts facilities with none of these codes in the “Unknown Submission Type” category (grey). This category also includes NPDES IDs that have one or more DMRs with a monitoring period end date within the rolling one-year assessment period that: (a) were not submitted to the permitting authority; (b) were submitted to the permitting authority but the permitting authority did not share the DMR data with ICIS-NPDES. For example, the following screenshot shows that Florida has ten such facilities in this category.



You can identify the facilities in this category by selecting “Unknown Submission Type” from the “Reporting Method” data selector (see “DMR Facilities List” tab). See the selections made in the grey selector bar (Permitting State = “FL”, Reporting Method = “Unknown Submission Type”). You can download this list by clicking on the “Export Table” button.

The screenshot shows the 'DMR Facilities List' dashboard. The 'Permitting State' is set to 'FL' and the 'Reporting Method' is set to 'Unknown Submission Type'. The 'Export Table' button is highlighted with a red arrow. The table below lists the facilities in this category.

Permit Number	Facility Name	Detailed Facility Report	City	State	Region	Issuing Agency	Major/Minor	Reporting Method	Reporting Tool	Permit Type
FL0032441	MURPHY OIL USA INC - FREEPORT TERMINAL	<a href="#">DFR Link</a>	FREEPORT	FL	04	State	Minor	Unknown Submission Type	No Data	NPDES Individual Per
FL0183750	INDIANTOWN GENERATING PLANT - EMERGENCY DISCHARGE FACILITY	<a href="#">DFR Link</a>	INDIANTOWN	FL	04	State	Minor	Unknown Submission Type	No Data	NPDES Individual Per
FL0613479	FLORIDIAN NATURAL GAS STORAGE CO LLC	<a href="#">DFR Link</a>	INDIANTOWN	FL	04	State	Minor	Unknown Submission Type	No Data	NPDES Individual Per
FL0757501	MOSAIC FERTILIZER LLC - TMDL AGGREGATE TN	<a href="#">DFR Link</a>	LITHIA	FL	04	State	Minor	Unknown Submission Type	No Data	NPDES Individual Per
FL0915769	ECUA SUBAQUEOUS WATER LINE CLEANING	<a href="#">DFR Link</a>	PENSACOLA	FL	04	State	Minor	Unknown Submission Type	No Data	NPDES Individual Per
FL0031771	BROWARD CO NORTH REGIONAL WWTP	<a href="#">DFR Link</a>	POMPANNO BEACH	FL	04	State	Major	Unknown Submission Type	No Data	NPDES Individual Per
FL0035921	CHEVRON AMERICAS PRODUCTS PORT TAMPA TERMINAL	<a href="#">DFR Link</a>	PORT TAMPA	FL	04	State	Minor	Unknown Submission Type	No Data	NPDES Individual Per
FL0000591	MOTIVA ENTERPRISES LLC - PORT TAMPA TERMINAL	<a href="#">DFR Link</a>	TAMPA	FL	04	State	Minor	Unknown Submission Type	No Data	NPDES Individual Per
FL0035149	DEFENSE FUEL SUPPORT POINT TAMPA (MACDILL AFB)	<a href="#">DFR Link</a>	TAMPA	FL	04	State	Minor	Unknown Submission Type	No Data	NPDES Individual Per
FL0343498	TRANSMONTAIGNE OPERATING COMPANY LP	<a href="#">DFR Link</a>	TAMPA	FL	04	State	Minor	Unknown Submission Type	No Data	NPDES Individual Per

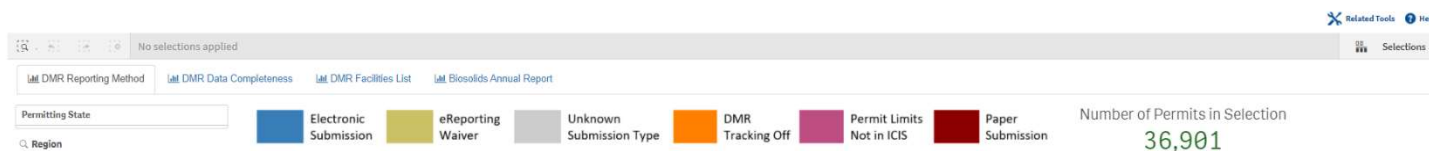
EPA Regional and state Water Data Stewards should confirm if these facilities are DMR filers, if they are filing their DMRs, if the state is sharing these DMR data with ICIS-NPDES, and (if so) why these codes are not being shared with ICIS-NPDES.

## Example #2-6: Identify Reporting Method by EPA Region

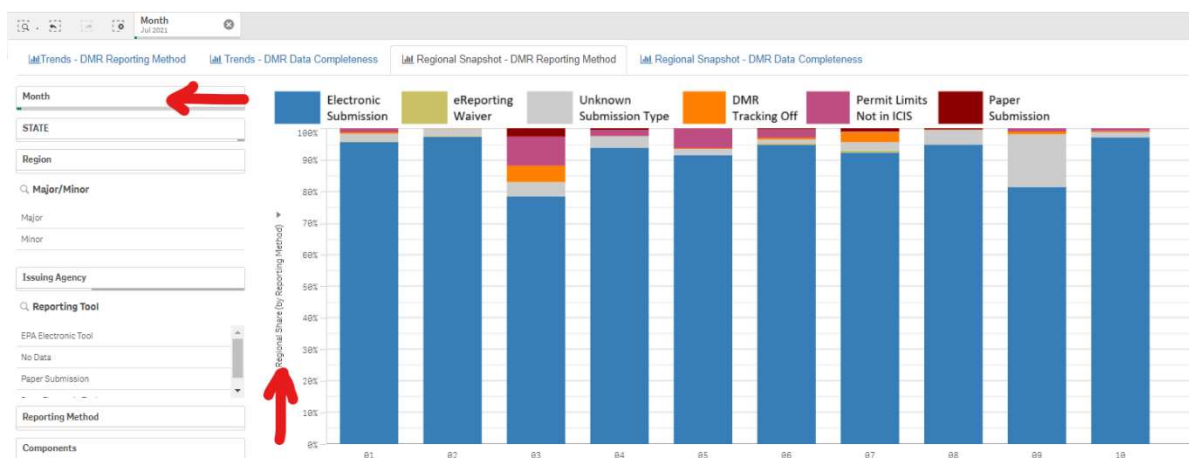
This example will use the dashboard's monthly trends data (see link below). These data describe how DMR filers submitted their DMRs.

Users can also access an [EPA Regional view or monthly snapshots](#) of the data. For more information on the data, see the [Data Dictionary](#). Download DMR data for the two DMR views using the "DMR Facilities List" view in the dashboard below. If the dashboard is not displaying correctly, consider adjusting your browser's zoom level (80% is recommended).

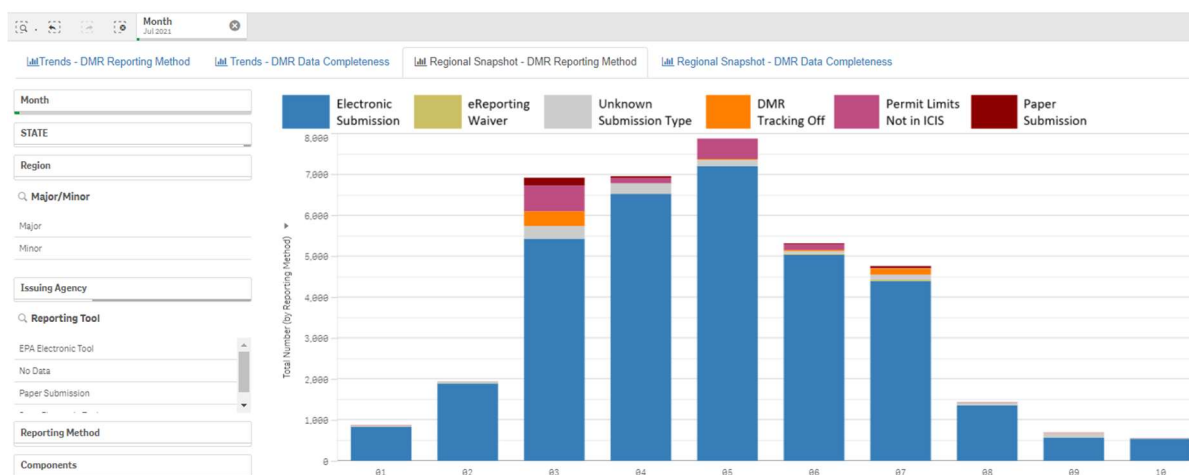
[Overview of this dashboard](#)



Select a month of interest in the "Month" data selector on the "Regional Snapshot – DMR Reporting Method" tab. This will focus the dashboard on how DMRs were filed with the counts aggregated at the Regional level for one or more months. For example, the following screenshot shows the percentage of reporting methods used in each EPA Region using the July 2021 monthly snapshot.



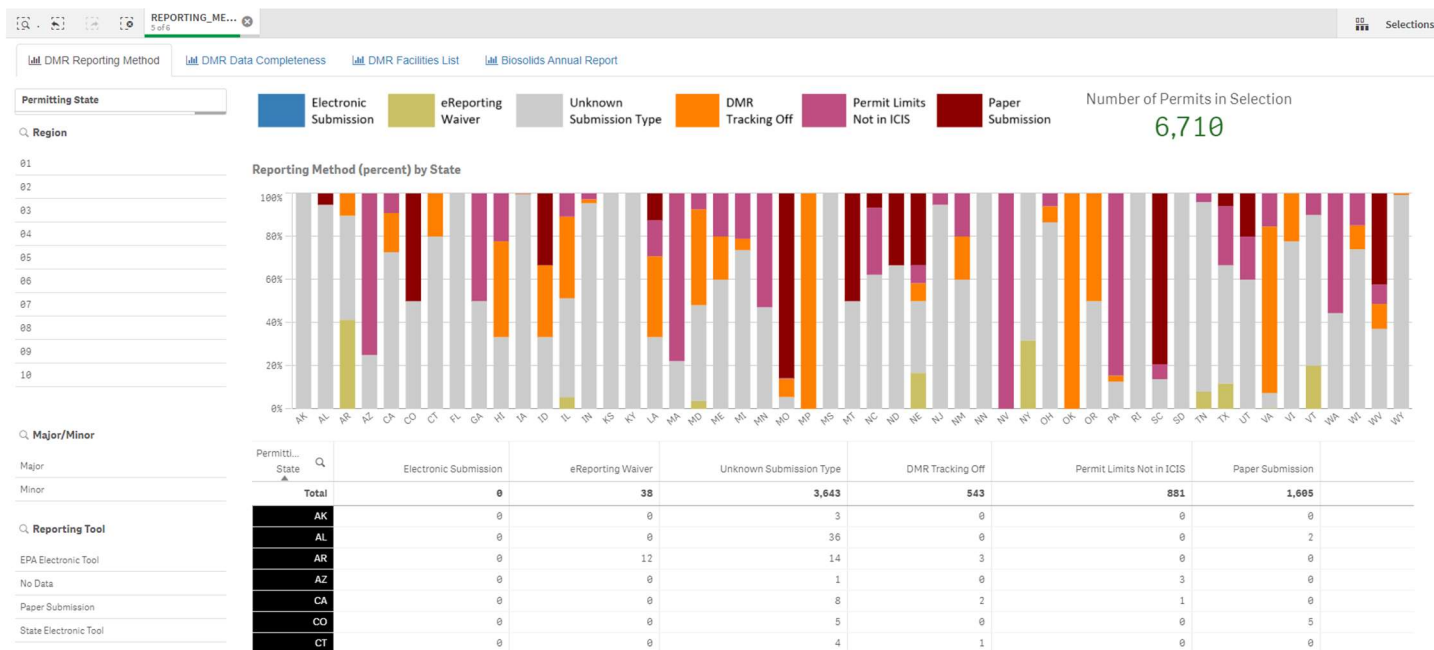
Use the chart selector on the vertical axis of the chart to see the stacked counts of facilities by DMR reporting method.





## 2.4 Best Practices for EPA Region and State Water Data Stewards

In general, EPA Regions and states Water Data Stewards should use these DMR dashboard tabs on a quarterly schedule to identify the NPDES IDs in the orange (“DMR Tracking Off”), olive green (“eReporting Waiver”), pink (“Permit Limits not in ICIS”), dark red (“Paper Submission”), and grey (“Unknown Submission Type”) categories to resolve data sharing issues (see screenshot below).



The NPDES eRule implementation goal for each state is to have 90% or more of their state issued NPDES permitted facilities in the blue (“Electronic Submission”) with only a few exceptions (as needed) in the olive green (“eReporting Waiver”) and orange (“DMR Tracking Off”) category.<sup>2</sup> You can use the “DMR Facilities List” tab to do more filtering and to export the list of facilities that correspond to the counts shown on the dashboard. Reviewing this list can help identify potential data sharing issues between a state NPDES data system and ICIS-NPDES.

The screenshot displays the "DMR Facilities List" dashboard. It includes filters for "Permitting State" (Region, Major/Minor, Reporting Tool), "Evaluation Category" (DHR Ready, Permit Limits Not in ICIS, Tracking Off), "Components" (Biosolids, CAFO, CSO), "Issuing Agency" (State, U.S. EPA), "Reporting Method" (eReporting Waiver, Unknown Submission Type, DMR Tracking Off), and "Reporting Tool" (EPA Electronic Tool, No Data, Paper Submission). An "Export Table" button is visible. The main table lists facilities with columns for Permit Number, Facility Name, City, State, Region, Issuing Agency, Major/Minor, Reporting Method, Unresolved DMRs, and Non-Receipt Drilldown.

Permit Number	Facility Name	City	State	Region	Issuing Agency	Major/Minor	Reporting Method	Unresolved DMRs	Non-Receipt Drilldown
AR0605939	PINEWOOD ESTATES SUBDIVISION	ALEXANDER	AR	06	State	Minor	eReporting Waiver	0	DMR Non-Receipt Status
AR0643761	ALMYRA, CITY OF	ALMYRA	AR	06	State	Minor	Unknown Submission Type	0	DMR Non-Receipt Status
AR0606061	BANKS, CITY OF	BANKS	AR	06	State	Minor	eReporting Waiver	19	DMR Non-Receipt Status
AR0646272	BASSETT, CITY OF	BASSETT	AR	06	State	Minor	eReporting Waiver	57	DMR Non-Receipt Status
AR0603228	SOUTH SIDE BEE BRANCH WWTP	BEE BRANCH	AR	06	State	Minor	Unknown Submission Type	48	DMR Non-Receipt Status
AR0602841	BROWNING RED-MIX CONCRETE	BEEBEE	AR	06	State	Minor	Unknown Submission Type	0	DMR Non-Receipt Status
AR0602744	BUCKNER WATERWORKS	BUCKNER	AR	06	State	Minor	eReporting Waiver	0	DMR Non-Receipt Status
AR0602515	ADHS-MANSFIELD JUVENILE TREATMENT	CITY OF MANSFIELD	AR	06	State	Minor	Unknown Submission Type	0	DMR Non-Receipt Status
AR0644661	EDMONDSON, CITY OF	EDMONDSON	AR	06	State	Minor	Unknown Submission Type	0	DMR Non-Receipt Status
AR0606057	GARLAND, CITY OF	GARLAND	AR	06	State	Minor	eReporting Waiver	0	DMR Non-Receipt Status
AR0640821	GILMORE, CITY OF	GILMORE	AR	06	State	Minor	Unknown Submission Type	20	DMR Non-Receipt Status
AR0601853	SEBASTIAN MINE	HARTFORD	AR	06	State	Minor	Unknown Submission Type	0	DMR Non-Receipt Status
AR0648787	BOY SCOUTS OF AMERICA-CAMP PIONEER C/O CADDO AREA COUNCIL	HATFIELD	AR	06	State	Minor	Unknown Submission Type	0	DMR Non-Receipt Status
AR0603244	CRAIGHEAD CO PROPERTY OWNERS MULTIPURPOSE IMPROVEMENT DISTRICT NO. #2 - BRODY CR	JONESBORO	AR	06	State	Minor	Unknown Submission Type	0	DMR Non-Receipt Status
AR06022179	JUNCTION CITY, CITY OF	JUNCTION CITY	AR	06	State	Minor	eReporting Waiver	0	DMR Non-Receipt Status
AR0647261	CHICOT SEWER SYSTEM, LLC	MABELVALE	AR	06	State	Minor	DMR Tracking Off	0	DMR Non-Receipt Status

<sup>2</sup> See discussion of the 90-percent participation rate goal in the preamble to the 2015 NPDES eRule ([October 22, 2015; 80 FR 64075](#)): “EPA is also retaining the 90-percent participation rate as this single simple measure will be an effective system to track progress and prompt NPDES regulated entities and authorized NPDES programs to switch from paper to electronic reporting within a reasonable time period.”



The following are best practices for each of these dashboard categories. It is particularly important to take all necessary and appropriate actions to resolve data quality and data sharing issues prior to EPA’s annual assessments, which use the July monthly snapshots.

Sorting Order	Dashboard Category	Dashboard Color	Best Practices for EPA Region and State Water Data Stewards
1	Permit Limits Not in ICIS	Pink	<p>Likely data quality issue. The data sharing goal is for EPA Regions and states to share the appropriate data with ICIS-NPDES so that there are no permittees in this category.</p> <p>In particular, EPA Region and state water data steward should investigate for each permittee in this category if active limits data for the permittee are missing in ICIS-NPDES or if the permittee is misidentified as a regular DMR filer (i.e., NPDES Data Group = “G3A”).</p>
2	DMR Tracking Off	Orange	<p>Likely data quality issue or unusual scenario. EPA Region and state water data stewards should review the permittees in this category to verify their categorization.</p> <p>In particular, EPA Region and state water data stewards should investigate for each permittee in this category if tracking can be turned to “On.” EPA’s <a href="#">guidance</a> to EPA Region and state Water Data Stewards is to limit the use of turning tracking off for unusual circumstances and for a limited duration (e.g., less than 60 days).</p>
3	eReporting Waiver	Olive Green	<p>EPA Region and state water data stewards should review the permittees in this category to verify their categorization.</p> <p>In particular, EPA Region and state water data stewards should ensure that all waivers are effective and that all temporary waivers have a duration no longer than five years. See <a href="#">40 CFR 127.15(b)(1)</a>.</p>
4	Electronic Submission	Blue	<p>EPA Region and state water data stewards should review the permittees in this category to verify their categorization.</p>
5	Paper Submission	Dark Red	<p>Likely data quality issue or unusual scenario. EPA Region and state water data stewards should review the permittees in this category to verify their categorization.</p> <p>The NPDES eRule requires permittees to seek and obtain a permanent or temporary waiver from electronic reporting in order to continue filing paper DMRs. See <a href="#">40 CFR 127.15(b)(2)</a>. EPA Regions and states should ensure that all DMR paper filers are transitioned to electronic reporting as soon as possible or be covered by an approved and effective electronic reporting waiver.</p>
6	Unknown Submission Type	Grey	<p>Likely data quality issue. The data sharing goal is for EPA Regions and states to share the appropriate data with ICIS-NPDES so that there are no permittees in this category. This category also includes facilities that have not submitted a DMR within the rolling one-year assessment period.</p> <p>In particular, EPA Region and state water data stewards should ensure that all DMR Forms include the “Electronic Submission Type (Compliance Monitoring Activity)” code (see Appendix A of this user guide).</p> <p>The EPA Region and state water data steward should also investigate for each permittee in this category if the permittee is misidentified as a regular DMR filer (i.e., NPDES Data Group = “G3A”).</p>

## 3 Biosolids Annual Report Tab

### 3.1 Overview and Scope

In accordance with EPA regulations (40 CFR part 503), biosolids pollutant monitoring and biosolids management information is summarized in a report and submitted to the agency authorized to administer the Federal NPDES biosolids program each year (usually due February 19). This annual report documents measures taken to protect public health and the environment from any reasonably anticipated adverse effects of certain pollutants and pathogens that might be present in sewage sludge and biosolids.<sup>3</sup>

EPA regulations specify that representative samples of sewage sludge that is applied to the land, placed on a surface disposal site, or fired in a sewage sludge incinerator must be collected and analyzed. NPDES regulated entities that need to submit this report include:

- Class I sludge management facilities;
- Publicly Owned Treatment Works (POTW), as defined in 40 CFR 501.2, with a design flow rate equal to or greater than one million gallons per day; and
- POTWs that serve 10,000 people or more.

EPA has authorized nine states to administer some or all of the Federal biosolids program.<sup>4</sup> EPA administers the Federal biosolids program for all other 41 states as well as all tribes and territories. EPA also retains regulatory authority over biosolids managed on all tribal lands (regardless of state authorization). EPA Region 7 (Lenexa, KS) is designated as EPA's Biosolids Center of Excellence and is the lead office for reviewing the annual reports and ensuring compliance with EPA's biosolids regulations for facilities in the 41 states and all tribes and territories.

The "Biosolids Annual Report" dashboard tab is currently focused on Phase 1 implementation of the NPDES eRule for Federal biosolids annual reports. In particular, this tab highlights how these facilities submit their biosolids annual report. EPA uses this report for its annual assessments of electronic reporting participation rates (see [40 CFR 127.26\(j\)](#)). The data for this dashboard are updated annually (usually in June).

---

<sup>3</sup> For the purposes of this form, the term 'sewage sludge' also refers to the material that is commonly referred to as 'biosolids'. EPA does not have a regulatory definition for biosolids, but this material is commonly referred to as sewage sludge that is placed on, or applied to the land to use the beneficial properties of the material as a soil amendment, conditioner, or fertilizer. EPA's use of the term 'biosolids' in this form is to confirm that information about beneficially used sewage sludge (a.k.a. biosolids) should be reported on this form.

<sup>4</sup> The nine states authorized to administer some or all of the Federal biosolids program are: Arizona, Idaho, Michigan, Ohio, Oklahoma, South Dakota, Texas, Utah, and Wisconsin. See: <https://www.epa.gov/npdes/npdes-state-program-information>.

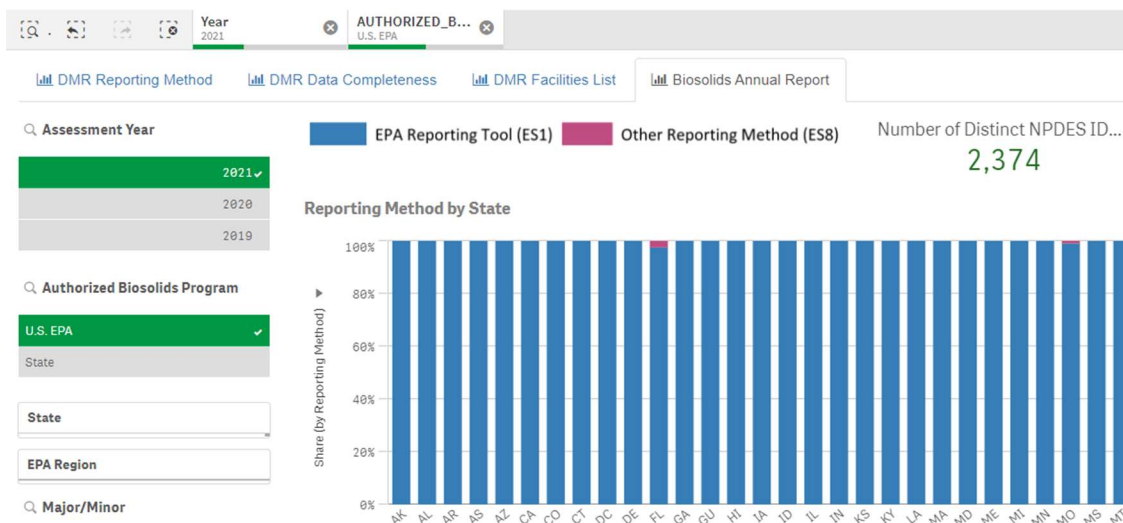
## 3.2 Sorting and Categorization Process

This dashboard tab uses two colors to how the facility submitted their biosolids annual report:

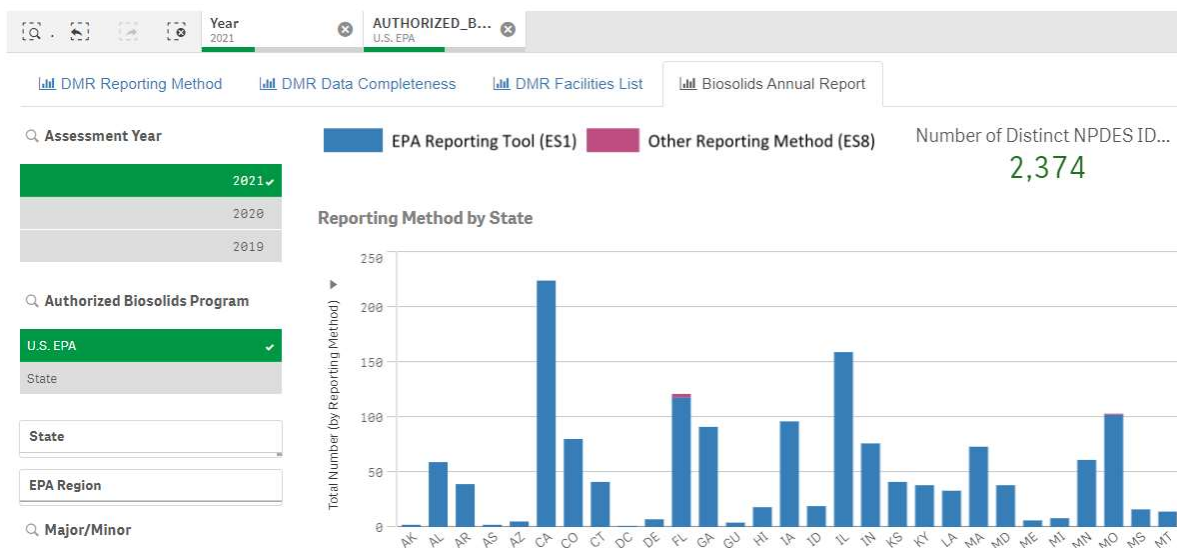
- Electronic Reporting Tool (Blue) – these are facilities that electronically submitted their biosolids annual report through EPA's NPDES Electronic Reporting Tool for Biosolids (or NeT-Biosolids).
- Other Reporting Method (Pink) – these are facilities that submitted their biosolids annual report on paper to EPA. These data are collected from EPA's Biosolids Center of Excellence (located in EPA Region 7).

The dashboard tab shows stacked bar charts by percentage and counts. Use the chart selector on the vertical axis to switch between stacked percentage bar chart and stack count bar chart.

### Stacked Percentage Bar Chart



### Stacked Count Bar Chart



The dashboard tab includes a tab listing the facilities that represent these counts as well as an aggregation of the counts by EPA Region. You can see information on each facility by clicking on the “Biosolids Facility Report” link in the “Facility Table”.

Facility Table

Year	NPDES ID	Facility Name	Biosolids Facility Report	City
2021	AKL021555	KODIAK WWTP	<a href="https://echo.epa.gov/biosolids-facility-report?id=AKL021555">https://echo.epa.gov/biosolids-facility-report?id=AKL021555</a>	KODIAK
2021	AKL022551	ANCHORAGE, MUNICIPALITY OF	<a href="https://echo.epa.gov/biosolids-facility-report?id=AKL022551">https://echo.epa.gov/biosolids-facility-report?id=AKL022551</a>	ANCHORAGE
2021	ALL020001	UTILITIES BOARD OF THE CITY OF SYLACAUGA	<a href="https://echo.epa.gov/biosolids-facility-report?id=ALL020001">https://echo.epa.gov/biosolids-facility-report?id=ALL020001</a>	SYLACAUGA
2021	ALL020036	CITY OF ENTERPRISE	<a href="https://echo.epa.gov/biosolids-facility-report?id=ALL020036">https://echo.epa.gov/biosolids-facility-report?id=ALL020036</a>	ENTERPRISE
2021	ALL020061	CITY OF ENTERPRISE	<a href="https://echo.epa.gov/biosolids-facility-report?id=ALL020061">https://echo.epa.gov/biosolids-facility-report?id=ALL020061</a>	ENTERPRISE
2021	ALL020150	GUNTERSVILLE WATER AND SEWER BOARD	<a href="https://echo.epa.gov/biosolids-facility-report?id=ALL020150">https://echo.epa.gov/biosolids-facility-report?id=ALL020150</a>	GUNTERSVILLE
2021	ALL020192	MUNICIPAL UTILITIES BOARD OF ALBERTVILLE	<a href="https://echo.epa.gov/biosolids-facility-report?id=ALL020192">https://echo.epa.gov/biosolids-facility-report?id=ALL020192</a>	ALBERTVILLE

Regional Table

EPA Region	# NPDES IDs (EPA Authorized Program)	# NeT Filers (EPA Authorized Program)	# Paper Filers (EPA Authorized Program)	Percentage of NPDES IDs (EPA Authorized Program) that filed through NeT	# NeT Filers (State Program)
Totals	2374	2369	5	99.8%	0
1	167	167	0	100.0%	0
2	247	247	0	100.0%	0
3	260	259	1	99.6%	0
4	525	522	3	99.4%	0
5	313	313	0	100.0%	0
6	97	97	0	100.0%	0

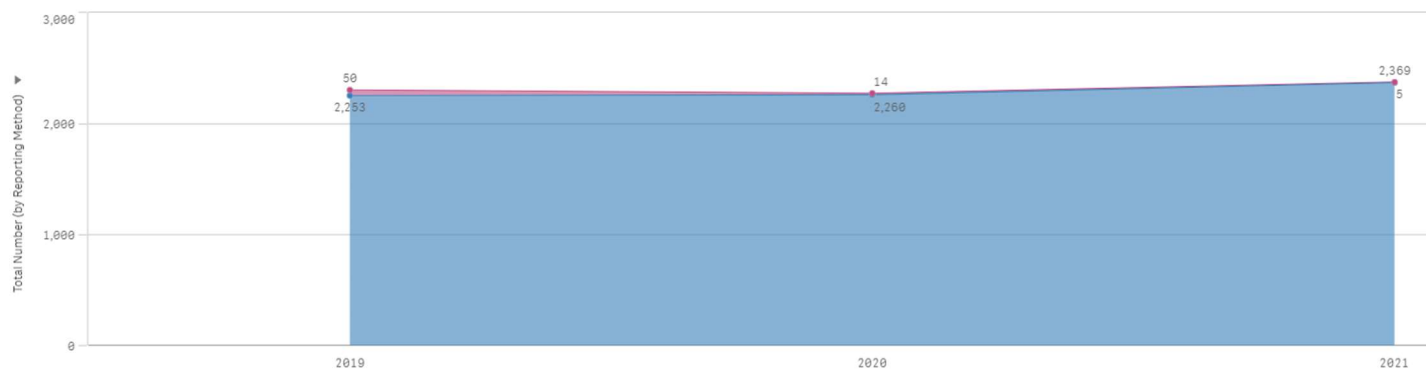
You can download the data in this tables by click on the blue buttons below.

The screenshot shows the dashboard interface with the following elements:

- Assessment Year:** A dropdown menu with 2021 selected.
- Reporting Method by State:** A bar chart showing the distribution of reporting methods (EPA Reporting Tool (ES1) and Other Reporting Method (ES8)) across states.
- Number of Distinct NPDES ID...**: A display showing 2,374.
- Export Buttons:** Two blue buttons labeled "Export Facility Table" and "Export Regional Table" are highlighted with red boxes and arrows.

The dashboard tab also has a trend view show counts and percentages of facilities by the reporting method.

Trends View

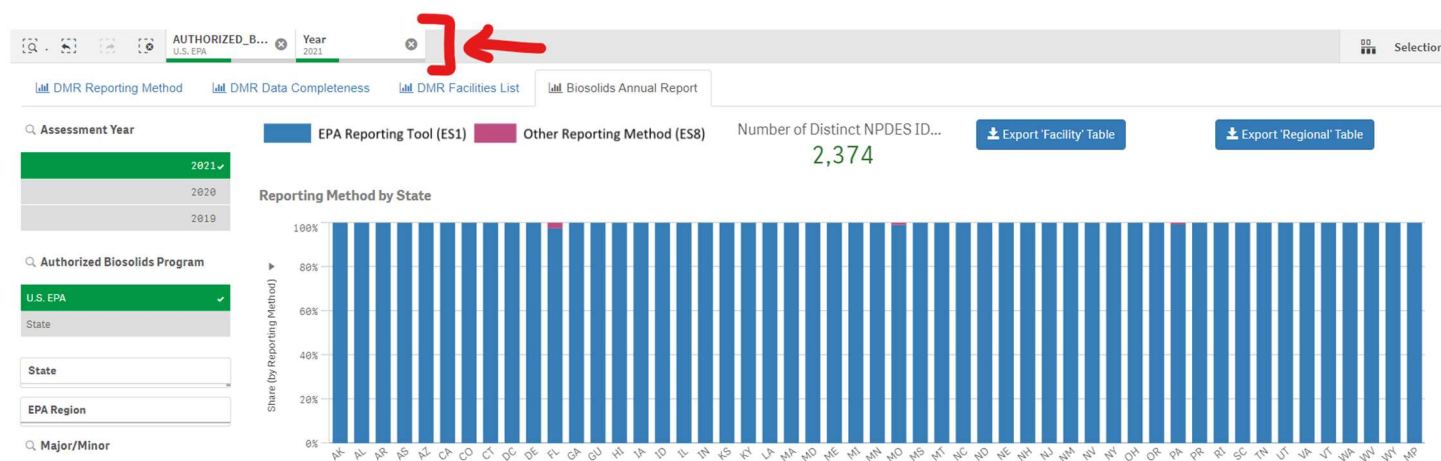


### 3.3 Dashboard Examples

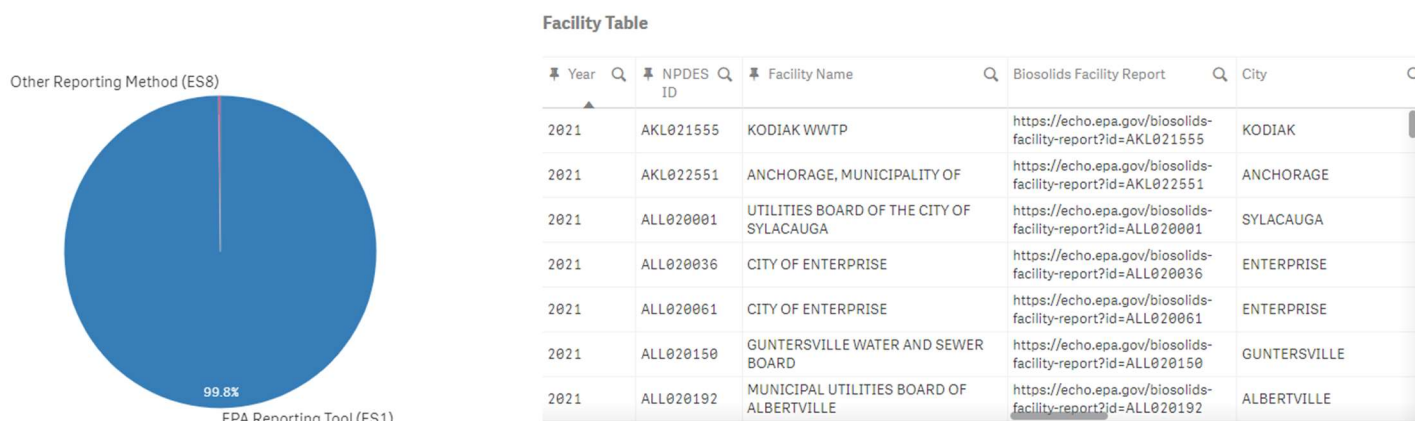
Dashboard users can use the dashboard to assess the progress the U.S. EPA is making in implementing NPDES electronic reporting for Federal biosolids annual reports. The following are a few examples of how to use this dashboard tab.

#### Example #3-1: Assessing U.S. EPA Electronic Reporting Participation Rate for 2021

This example will use the data shown on the “Biosolids Annual Report” dashboard tab. Make the following dashboard selections: Assessment Year = 2021 and Authorized Biosolids Program = U.S. EPA. These selections can be seen in the grey selection bar.



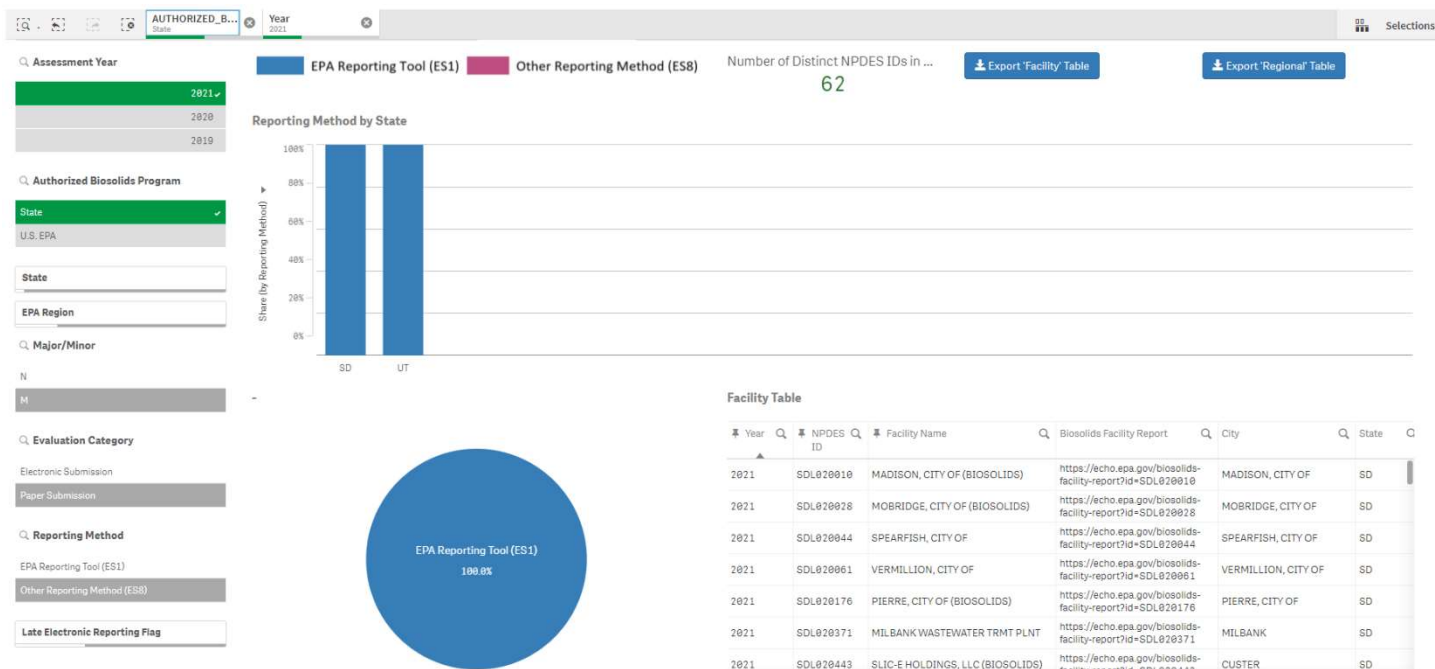
You can see that nearly all facilities that submitted their biosolids annual report did so electronically in 2021.



EPA uses these dashboard selections to conduct the annual assessments as required by the NPDES eRule [see [40 CFR 127.26\(j\)](#)].

### Example #3-2: Identified Authorized State Programs that Use EPA's NeT-Biosolids

Three states authorized for the Federal biosolids program have elected to use EPA's electronic reporting tool (NeT-Biosolids). These states are South Dakota, Texas, and Utah. South Dakota and Utah started using NeT-Biosolids in February 2021 and Texas started using NeT-Biosolids in September 2021. The 2021 assessment period for the NPDES eRule ended in June 2021. Accordingly, only South Dakota and Utah facilities are shown in the dashboard with the following selections: Assessment Year = 2021 and Authorized Biosolids Program = State. You can see that all facilities in these states electronically submitted their biosolids annual reports in 2021.



EPA will use these dashboard selections to conduct the annual assessments of authorized states as required by the NPDES eRule Phase 2 implementation [see [40 CFR 127.26\(j\)](#)].

To conduct these assessments EPA plans to incorporate biosolids annual report data from the six authorized states that have elected to build their own electronic reporting tool for this report (Arizona, Idaho, Ohio, Oklahoma, Michigan, and Wisconsin).

## Appendix A – Data Entry Guidance for Select NPDES Program Data

EPA will work with authorized states to address any related data sharing issues as well as future enhancements. States should send an email to [icis@epa.gov](mailto:icis@epa.gov) for any questions or requests for help in sharing these (and other) NPDES program data. The “NPDES Data Group” XML spreadsheet generator can help states batch these data into ICIS-NPDES. See – Need to update to ServiceDesk: <https://icis.zendesk.com/hc/en-us/articles/209718183-Excel-Spreadsheet-Tool-for-mapping-data-to-ICIS-XML-format>.

**Special Note:** It is important to note that EPA Regions and states should only turn DMR Non-Receipt Tracking and/or Permit Compliance Tracking to “Off” for unusual circumstances and for limited durations (e.g., 60 days). See the following EPA guidance: “[Data Entry Guidance for Select NPDES Data Elements](#).”

The following is data entry guidance for EPA Region and state water data stewards for the ICIS-NPDES data used in this dashboard.



## A.1 NPDES Data Group Field

The NPDES eRule requires states to share “NPDES Data Group” data for all NPDES-regulated entities (see [Appendix A](#), 40 CFR part 127). The “NPDES Data Group” data field identifies the types of NPDES program data that are required to be reported by the facility, regardless of how they are currently collected, and this data field is populated by the authorized NPDES program (EPA Region or state). For example, authorized NPDES programs identify permittees that are regularly DMR filers with NPDES Data Group equal to “G3A.” This data field only identifies the notices or reports that the facility is currently required to submit (Phase 1 and 2 data) but does not track whether these submissions were made electronically.

Authorized NPDES programs can input the “NPDES Data Group” field into ICIS-NPDES (see the “NPDES Permits / Basic Info” tab on the ICIS-NPDES data entry screen) or through electronic data transmissions to ICIS-NPDES. Authorized NPDES programs that use ICIS-NPDES directly can select the applicable values for the “NPDES Data Group Number” data field with computer mouse clicks and can deselect a value by simultaneously pressing the “Ctrl” button with a computer mouse click.

NPDES ID: VA0025143	Issue Date: 01/09/2014
Permit Type: NPDES Individual Permit	Effective Date: 01/09/2014
Permittee Name: Arlington County Water Pollution Control Facility	Expiration Date: 01/08/2019
Major/Minor Indicator: Major	

Permit	Dates
*NPDES ID: VA0025143	Original Issue Date: 07/01/1978
<b>Permit Status</b>	Issue Date: 01/09/2014
*Permit Status: <span>Effective</span>	Effective Date: 01/09/2014
Approved for Electronic DMR Submission: <input type="checkbox"/> Yes	Expiration Date: 01/08/2019
NPDES Data Group:	Retirement Date:
	Termination Date:
	Electronic Reporting Waiver Type: <span></span>
	Waiver Effective Date: <span></span>
	Waiver Expiration Date: <span></span>

**Note:** Please note that this dashboard view does not use the "approved for Electronic DMR Submission" checkbox on the ICIS basic info permit data entry webscreen (see screenshot above).

The relationship between “NPDES ID” and “NPDES Data Group Number” can range from one to many. For example, when a POTW is required to submit a monthly Discharge Monitoring Report, Sewage Sludge/Biosolids Annual Program Report, Pretreatment Program Report, and Sewer Overflow/Bypass Event Report, the values for the “NPDES Data Group Number” data field for this facility will be G3A, G04, G07, and G09. It is important to note that this data field is not used for tracking compliance with the individual reporting requirements as other data fields are used by ICIS-NPDES to identify when reports are filed and if they are filed on time. For example, this data field is not used to identify DMR non-receipt violations.

The following table provides additional information related to these data that might be helpful for EPA Regions and states that share these data through EDT.

ICIS-NPDES Table Name	ICIS-NPDES Column Name	ICIS Schema Information (for EDT)
XREF_PERM_NPDES_DATA_GROUP	XREF_PERM_NPDES_DATA_GROUP_ID	Payload Operations: BasicPermitSubmission, GeneralPermitSubmission Schema Tag: NPDESDataGroupNumberCode



Below are the “NPDES Data Group” codes currently available for this field.

NPDES Data Group No.	Short Description	Long Description
G2A	General Permit Reports [Notices of Intent to discharge] (NOIs)	Facilities that wish to start or continue their NPDES coverage under a general permit must submit a Notices of Intent to discharge (NOI) to their permitting authority. See 122.28(b)(2). EPA's NeT will generate this code (no manual data entry required).
G2B	Notices of Termination (NOTs)	Permittees that wish to terminate their permit coverage under a general permit must submit a Notice of Termination (NOT) to their permitting authority. See 40 CFR 122.64. EPA's NeT will generate this code (no manual data entry required). This value should be entered when a facility submits a NOI as the facility is then required to submit a NOT to terminate permit coverage.
G2C	No Exposure Certifications (NOEs)	Discharges composed entirely of storm water are not storm water discharges associated with industrial activity if there is “no exposure” of industrial materials and activities to rain, snow, snowmelt and/or runoff, and the discharger satisfies other requirements in EPA regulations. To qualify for this exclusion, the operator of the discharge must (among other requirements), complete, sign, and submit a certification, No Exposure Certification (NOE), to the authorized NPDES program that there are no discharges of storm water contaminated by exposure to industrial materials and activities from the entire facility, except as provided in EPA regulations. See 122.26(g). EPA's NeT will generate this code (no manual data entry required).
G2D	Low Erosivity and Other Waivers from Stormwater Controls (LEWs)	The permitting authority may waive the otherwise applicable requirements in a general permit for a storm water discharge from construction activities that disturb less than five acres. Facilities that seek a waiver from these types of general permits must submit a No Exposure Certification. See 122.26(b)(15). EPA's NeT will generate this code (no manual data entry required).
G2E	Termination of Low Erosivity Waivers and Other Waivers from Stormwater Controls (LEWs)	This is a facility that wishes terminate its coverage under a waiver from general permit for a storm water discharge from construction activities. See 122.26(b)(15). EPA's NeT will generate this code (no manual data entry required). This value should be entered when a facility submits a LEW as the facility is then required to notice if it wishes to terminate its LEW.
G3A	DMRs: Regular Submission Frequency	The permit currently requires the facility to report DMRs to the permitting authority on a regular frequency (e.g., monthly). See 40 CFR 122.41(l)(4).
G3B	DMRs: Irregular Submission Frequency	The permit currently requires the facility to report DMRs to the permitting authority on an irregular frequency (e.g., facility is required to report a DMR to the permitting authority when there is an unplanned discharge). See 40 CFR 122.41(l)(4).
G3C	DMRs: Regular Preparation Frequency - Retain Onsite	The permit currently requires the facility to prepare DMRs on regular frequency (e.g., monthly) and to retain these DMRs (i.e., these DMRs are not reported to the permitting authority). See 40 CFR 122.41(l)(4).
G3D	DMRs: Irregular Preparation Frequency - Retain Onsite	The permit currently requires the facility to prepare DMRs on an irregular frequency (e.g., facility is only required to prepare a DMR when there is an unplanned discharge) and to retain these DMRs (i.e., these DMRs are not reported to the permitting authority). See 40 CFR 122.41(l)(4).

NPDES Data Group No.	Short Description	Long Description
G04	Sewage Sludge/Biosolids Annual Program Reports	This facility is currently required to submit the Sewage Sludge/Biosolids Annual Program Report [40 CFR part 503]. Facilities must submit this annual report if they are Class I sewage sludge management facilities, POTWs with a design flow rate equal to or greater than one million gallons per day, and POTWs that serve 10,000 people or more. Additionally, these facilities only need to submit an annual report if they land apply, surface dispose, or incinerate any of their biosolids in the reporting period. Authorized Biosolids programs are responsible for "G04" data entry. EPA/OC will manage this data entry for EPA.
G05	CAFO Annual Program Reports	NPDES-permitted Concentrated Animal Feeding Operations (CAFOs) are currently required to submit an annual report to the permitting authority in accordance with 40 CFR 122.42(e)(4). The annual report must include operational information including a summary of unauthorized discharges from the production area or land application area. See 40 CFR 503.18, 503.28, and 503.48.
G06	MS4 Program Reports	EPA regulations require operators of large or medium municipal separate storm sewer systems (MS4s) (and other designated MS4s) to submit an annual program report. See 40 CFR 122.42(c). EPA regulations at 40 CFR part 122.34(g)(3) require less information to be reported for small MS4s than for large and medium MS4s, and, except for the initial permit term for small MS4s, the regulation specifies small MS4 reporting to be every two years rather than the annual reporting frequency required for large or medium MS4 permittees. This facility is currently required to submit an MS4 program report.
G07	Pretreatment Program Reports	POTWs with approved Pretreatment Programs (under 40 CFR 403) must provide the Approval Authority with an annual report that briefly describes the POTW's program activities. See 40 CFR 403.12(i). Authorized Pretreatment programs are responsible for "G07" data entry. This facility is currently required to submit the pretreatment program report.
G8A	SIU Compliance Reports (EPA is Control Authority)	Significant Industrial Users and Categorical Industrial Users must submit a semi-annual compliance monitoring report to their Control Authority. This code will be used when EPA is the Control Authority (i.e., neither the State or the local municipality is the Control Authority). See 40 CFR 403.12(e) and (h). Authorized Pretreatment programs are responsible for "G8A, G8B, and G8C" data entry. Basic facility and permit data must first be in ICIS-NPDES to enter these codes for SIU/CIUs. This facility is currently required to submit these SIU compliance reports.
G8B	SIU Compliance Reports (State is Control Authority)	Significant Industrial Users and Categorical Industrial Users must submit a semi-annual compliance monitoring report to their Control Authority. This code will be used when the state is the Approval Authority as well as the Control Authority (i.e., local municipality not is the Control Authority). See 40 CFR 403.12(e) and (h). Authorized Pretreatment programs are responsible for "G8A, G8B, and G8C" data entry. Basic facility and permit data must first be in ICIS-NPDES to enter these codes for SIU/CIUs. This facility is currently required to submit these SIU compliance reports.

NPDES Data Group No.	Short Description	Long Description
G8C	SIU Compliance Reports (POTW is Control Authority)	Significant Industrial Users and Categorical Industrial Users must submit a semi-annual compliance monitoring report to their Control Authority. This code will be used when the local municipality is the Control Authority. See 40 CFR 403.12(e) and (h). Authorized Pretreatment programs are responsible for "G8A, G8B, and G8C" data entry. Basic facility and permit data must first be in ICIS-NPDES to enter these codes for SIU/CIUs. This facility is currently required to submit these SIU compliance reports.
G09	Sewer Overflow/Bypass Event Reports	EPA's NPDES regulations require permittees to submit noncompliance reports related to combined sewer overflows, sanitary sewer overflows, or bypass events. This code will be used to identify permittees that might submit one or more of these noncompliance reports. See 40 CFR 122.41(l)(6), 122.41(l)(7), and 122.41(m).
G10	CWA section 316(b) Annual Reports	Permittees must submit an annual report when the authorized NPDES program requires additional measures to protect Federally-listed threatened or endangered species or critical habitat pursuant to 40 CFR 125.94(g). See 40 CFR 125.97(g)]. This facility is currently required to submit a CWA section 316(b) annual report.

## A.2 Electronic Submission Type (Compliance Monitoring Activity)

The NPDES eRule requires states to share “Electronic Submission Type (Compliance Monitoring Activity)” data for all compliance monitoring submissions made by NPDES-regulated entities (see [Appendix A](#), 40 CFR part 127). The “Electronic Submission Type (Compliance Monitoring Activity)” data field identifies how the permittee submitted their compliance monitoring reports (e.g., DMRs) to the authorized NPDES program. EPA uses this field in the DMR dashboard tabs to identify if DMR submissions made in the one-year rolling assessment period were made electronically or not.

The Electronic Submission Type (Compliance Monitoring Activity) data field is found on the DMR Form, which is a unique combination of NPDES ID, Permitted Feature, Limit Set Designator, and Monitoring Period End Date (see screenshot below). Authorized NPDES programs can see this code on the DMR Form data screen in ICIS-NPDES.

The screenshot displays the NPDES DMR Form interface. At the top, there are tabs for Facilities, NPDES Permits, DMRs, Program Reports, and NPDES Violations. The DMRs tab is active, showing a 'Report' section with various input fields. A red arrow points to the 'Electronic Submission Type' dropdown menu, which is currently set to 'ES2:Authorized NPDES program electronic reporting system'. Below the form, there is a table with columns for Parameter, Mic, Sea, Quantity 1, Quantity 2, Q. Unit, Concentration 1, Concentration 2, Concentration 3, C. Unit, # Exc., Freq. An., Samp., and NODL. The table contains two rows of data for parameters 00300 and 00400.

Parameter	Mic.	Sea.	Quantity 1	Quantity 2	Q. Unit	Concentration 1	Concentration 2	Concentration 3	C. Unit	# Exc.	Freq. An.	Samp.	NODL
00300	1	0	NODL: Received Date: 02/09/2021	NODL: Received Date: 02/09/2021		6.8							
00400	1	0	NODL: Received Date: 02/09/2021	NODL: Received Date: 02/09/2021		6.2		8.5					

EPA’s electronic reporting tool for DMR submissions (NetDMR) automatically creates this code (“ES1”) and submits it to ICIS-NPDES. NetDMR is used for NPDES permittees regulated by EPA and for some state authorized NPDES programs that have elected to use NetDMR. State authorized NPDES programs can elect to use their own electronic reporting tools for DMR submissions and then share these data through electronic data transmissions (EDT) to ICIS-NPDES with code “ES2.”

The following table provides additional information related to these data that might be helpful for authorized states that use their own electronic reporting tools for DMR submissions and the share these data through EDT.

ICIS-NPDES Table Name	ICIS-NPDES Column Name	ICIS Schema Information (for EDT)
ICIS_DMR	ELECTR_SUBMISSION_TYPE_CODE	Payload Operations: DischargeMonitoringReportSubmission Schema Tag: ElectronicSubmissionTypeCode

Below are the “Electronic Submission Type (Compliance Monitoring Activity)” codes currently available for this field.

Electronic Submission Type Code (Compliance Monitoring Activity)	Short Description	Notes
ES1	DMR Form submitted through EPA’s electronic report tool (NetDMR).	EPA's NetDMR system automatically creates and shares this code with ICIS-NPDES.
ES2	DMR Form submitted through a state electronic report tool.	This is the code that states should use to identify DMR Forms that were submitted using a state eDMR system. States must share this code with ICIS-NPDES for each DMR Form.
ES3	DMR Form submitted on paper under a temporary waiver.	This is the code that EPA Regions and states should use to identify DMR forms that were submitted on paper under an approved temporary waiver from electronic reporting.
ES4	DMR Form submitted on paper under a permanent waiver.	This is the code that EPA Regions and states should use to identify DMR forms that were submitted on paper under an approved permanent waiver from electronic reporting.
ES5	DMR Form submitted on paper under an episodic waiver.	This is the code that EPA Regions and states should use to identify DMR forms that were submitted on paper under an episodic waiver from electronic reporting.
ES6	Automatic ID and data capture of data submitted on paper.	This codes is only used for construction general permits and is <u>not</u> used for DMR submissions [see <a href="#">40 CFR 127.2(g)</a> ]
ES7	DMR Form submitted through another electronic reporting system (e.g., third-party).	This is the code that EPA Regions and states should use to identify DMR forms that were submitted electronically using a third-party system (e.g., commercial "off-the-shelf" software).
ES8	DMR Form submitted on paper with no waiver.	This is the code that EPA Regions and states should use to identify DMR forms that were submitted on paper without a waiver from electronic reporting.

## A.3 Electronic Waiver Data

EPA incorporated flexibility into the NPDES eRule so that authorized NPDES program can grant waivers from electronic reporting as needed. The NPDES eRule identifies three different types of electronic reporting waivers: (1) Temporary Waivers, (2) Permanent Waivers, and (3) Episodic Waivers. The following resources provide more details for these waivers and related requirements for authorized NPDES programs.

- [Implementation Technical Paper No. 3](#) - Data Elements for Tracking Electronic Reporting Progress and Other Phase 1 Data Elements
- NPDES eRule - Waivers from electronic reporting ([40 CFR 127.15](#))
- NPDES eRule - Responsibilities regarding review of waiver requests from NPDES permittees ([40 CFR 127.24](#))

The NPDES eRule requires states to share data related to these approved waivers (see [Appendix A](#), 40 CFR part 127). ICIS-NPDES uses the following data for tracking these waivers.

- Electronic Reporting Waiver Type
- Electronic Reporting Waiver Effective Date
- Electronic Reporting Waiver Expiration Date

In particular, EPA uses the “Electronic Reporting Waiver Type” to identify if NPDES IDs were covered by an electronic reporting waiver within the one-year rolling assessment period. Authorized NPDES programs can input these data into ICIS-NPDES directly (seen on the “NPDES Permits / Basic Info” tab on the ICIS-NPDES data entry screen) or through EDT.

The “Electronic Reporting Waiver Type” and “Electronic Reporting Waiver Expiration Date” data elements are listed in Appendix A to 40 CFR 127. The “Electronic Reporting Waiver Effective Date” data element is an optional data element as it is not listed in Appendix A to 40 CFR 127. Although, authorized NPDES programs are not required to share this data element with EPA, EPA encourages them to do so as EPA plans to use this data element to help assess compliance with the 5-year limit on temporary waivers. See [40 CFR 127.15\(b\)\(1\)](#).

The following table provides additional information related to these data that might be helpful for authorized states that use their own state NPDES data system and share these data through EDT.

ICIS-NPDES Table Name	ICIS-NPDES Column Name	ICIS Schema Information (for EDT)
ICIS_PERMIT	ELECTR_RPT_WAIVER_TYPE_CODE, ELECTR_RPT_WAIVER_EFF_DATE, ELECTR_RPT_WAIVER_EXP_DATE	Payload Operations: BasicPermitSubmission, GeneralPermitSubmission Schema Tags: ElectronicReportingWaiverTypeCode, ElectronicReportingWaiverEffectiveDate, ElectronicReportingWaiverExpirationDate

Below are the “Electronic Reporting Waiver Type” codes currently available for this field.

Electronic Reporting Waiver Type Code	Short Description	Notes
PER	This code is used for NPDES-regulated entities that have a permanent waiver from electronic reporting.	Permanent waivers are only available to facilities and entities owned or operated by members of religious communities that choose not to use certain modern technologies (e.g., computers, electricity). An approved permanent waiver is not transferrable to another owner or operator (as defined in 40 CFR 122.2)
TMP	This code is used for NPDES-regulated entities that have a temporary waiver from electronic reporting.	Each temporary waiver must not extend beyond five years. However, NPDES-regulated entities may re-apply for a new temporary waiver. An approved temporary waiver is not transferrable to another owner or operator (as defined in 40 CFR 122.2).

EPA’s ICIS-NPDES does not have a code for episodic waivers as NPDES-regulated entities do not need to submit a request for this type of waiver. EPA recommends that NPDES programs use set the “DMR Non-Receipt Tracking” and “Permit Compliance Tracking Status” data elements to “Off” for NPDES IDs covered by episodic waivers. Setting these data elements to “Off” for a NPDES permittee means that ICIS-NPDES will not automatically track compliance for the permittee (e.g., compliance with effluent limits or DMR reporting requirements). Authorized NPDES programs may elect to use these data elements for facilities with episodic waivers during large-scale emergencies or prolonged electronic reporting system outages. Use of these data elements should not last longer than 60 days for each episodic waiver. <sup>5</sup>

---

<sup>5</sup> U.S. EPA, 2016. “[NPDES Electronic Reporting Implementation Guidance for Tracking Compliance and Major Designations](#),” Memorandum from David Hindin, Director, Office of Compliance, to EPA Regional and Authorized State Water Division Directors. NPDES eRule Readiness and Reporting Dashboard User’s Guide

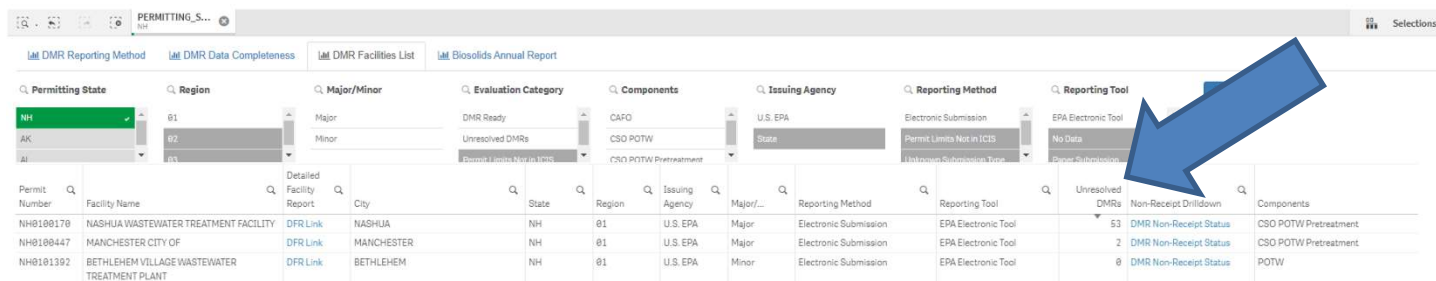
## A.4 Unresolved DMR Non-Receipt Violations (found on “DMR Facilities List” tab)

EPA and states need to share permit limits and monitoring requirements data with EPA’s national NPDES data system (ICIS-NPDES) in order to establish due dates for DMR Forms.<sup>6</sup> ICIS-NPDES uses these “DMR Form Due Dates” and the absence of DMR data to automatically generate DMR non-receipt violations for DMR filers. ICIS-NPDES automatically creates violation codes for any missing DMR values with monitoring requirements (“D80: DMR, Monitor Only – Overdue”) and for any missing DMR values with effluent limits (“D90: DMR, Limited – Overdue”). Any DMR value not received by ICIS-NPDES within 31 days of the “DMR Form Due Date” results in the generation of these violation codes (D80 or D90). ICIS-NPDES runs a daily process to generate these DMR non-receipt violations.

ICIS-NPDES uses “Reportable Non-Compliance (RNC) Resolution” codes to classify the resolution status of these violations (i.e., non-compliant, resolved pending, or resolved). These RNC Resolution codes can be created automatically by ICIS-NPDES or be manually entered by an EPA or state ICIS-NPDES user. Violations not addressed by the state or EPA are “unresolved” and have the RNC Resolution code of “1” (NC – Unresolved RNC) or “A” (NC – Manual Unresolved RNC). Additionally, ICIS-NPDES automatically resolves one-year old (or older) DMR non-receipt violations [i.e., ICIS-NPDES sets the RNC Resolution Code to “0”, which is “RE - Automated Administratively Resolved (DMR Non-Receipt Violations)”. EPA configured ICIS-NPDES in this manner to help reduce the number of permittees in Significant Noncompliance/Category 1 non-compliance due to one-year-old or older DMR non-receipt violations.

It is also important to note that ICIS-NPDES will automatically identify a permittee as having one or more DMR non-receipt violations when a state receives the DMR data from a permittee but the state does not share these DMR data with ICIS-NPDES. EPA is working collaboratively with states to improve the data sharing of DMR data between state NPDES data systems and ICIS-NPDES.

The “Unresolved DMRs Count” column on the “DMR Facilities List” tab is the count of unresolved DMR non-receipt violations in ICIS-NPDES within the rolling one-year assessment period. For example, the screenshot below shows the counts of unresolved DMR violations within the rolling one-year assessment period for DMR filers in New Hampshire. You can click on the “DMR Non-Receipt Status” drilldown report for more information on these unresolved violations.



Permit Number	Facility Name	City	State	Region	Issuing Agency	Major/Minor	Reporting Method	Reporting Tool	Unresolved DMRs	Non-Receipt Drilldown	Components
NH0100170	NASHUA WASTEWATER TREATMENT FACILITY	NASHUA	NH	01	U.S. EPA	Major	Electronic Submission	EPA Electronic Tool	53	DMR Non-Receipt Status	CSO POTW Pretreatment
NH0100447	MANCHESTER CITY OF	MANCHESTER	NH	01	U.S. EPA	Major	Electronic Submission	EPA Electronic Tool	2	DMR Non-Receipt Status	CSO POTW Pretreatment
NH0101392	BETHLEHEM VILLAGE WASTEWATER TREATMENT PLANT	BETHLEHEM	NH	01	U.S. EPA	Minor	Electronic Submission	EPA Electronic Tool	0	DMR Non-Receipt Status	POTW

<sup>6</sup> The DMR Form in ICIS-NPDES is a unique combination of the following four data fields: (1) NPDES ID; (2) Permitted Feature ID; (3) Limit Set Designator; and (4) Monitoring Period End Date.