

Schedule Violations on the NPDES Noncompliance Report (NNCR)

Thursday, April 30th, 2026



United States
Environmental Protection
Agency

Training Goals

- Understand when schedule violations are generated
- Learn about the underlying rules supporting schedule violations
- Understand how to find more information and where to direct questions after today's training

This presentation is an advanced training and assumes you have attended the Quarterly NNCR training. If not, you can view a recorded training on the [ECHO Training](#) page.

Agenda

1. Violation generation
2. Violation detections (category I vs II)
3. Violation resolutions
4. Quarterly report criteria
5. Accessing the violations on the Quarterly NNCR
6. Practice search
7. Questions

Violation Generation



United States
Environmental Protection
Agency

What is a schedule violation?

- A schedule violation is generated when a date-based requirement is not met as part of a permit or enforcement action requirement
 - Examples of schedule events are submitting additional monitoring reports or starting/stopping construction
- Schedules are designated as schedule “events” or schedule “reports”

Important Schedule Event/Report Data

Date Element	Description
Location	Permit or enforcement action
Parameter	Description of required schedule event or report
Schedule Date	Due date (violation start date)
Actual Date	Date requirement was accomplished (violation end date)
Report Received Date	Date regulatory authority received information from the facility on the required schedule
Comment	Additional information provided by the state or EPA about the schedule requirement. Comments are only included when the schedule event is “CS032 - Other (See Comments)”.

Schedule Violation Codes

There are four schedule violation codes:

- C10: Schedule event reported late
- C20: Schedule event achieved late but reported
- C30: Schedule event unachieved but reported
- C40: Schedule event unachieved and not reported

Schedule Event Reported Late

- Violation Code = C10
- This violation is generated if the Report Received Date is more than 14 days after the Schedule Date.
- Note: The violation is not generated automatically once the current date is more than 14 days after the Schedule Date. The Report Received Date must be populated for the violation to be generated.

Due Date	Report Received Date	Actual Date
1/1/26	1/20/26	

Schedule Event Achieved Late but Reported

- Violation Code = C20
- This violation is generated if the Actual Date is after the Schedule Date
- Note: The violation is not generated automatically once the current date is after the Schedule Date. The Actual Date must be populated for the violation to be generated.

Due Date	Report Received Date	Actual Date
1/1/26	1/20/26	1/15/26

Schedule Event Unachieved but Reported

- Violation Code = C30
- This violation is generated when the Report Received Date has been entered but the Actual Date has not, and the current date is more than 30 days after the Schedule Date.

Due Date	Report Received Date	Actual Date
1/1/26	1/20/26	

Schedule Event Unachieved and Not Reported

- Violation Code = C40
- This violation will be generated when both the Schedule Actual Date and the Report Received Date are blank, and the current date is more than 30 days past the Schedule Date.

Due Date	Report Received Date	Actual Date
1/1/26		

NNCR Interpretation

- Although multiple violations can be generated for each required schedule, the NNCR only includes one violation per schedule
- In the violation table, both violations have the Violation Type = Schedule and you can distinguish between permit schedule violations and enforcement schedule violations by the Violation Location

Violation Type	Violation Start Date	Violation End Date	Violation Location	Parameter	Category	Violation Status
Schedule	03/10/2021	--	Permit	PR010 - MS4 Program Report	1	Unresolved
Schedule	03/10/2021	--	Enforcement RI-WP 16-15 CA	ANNRP - Annual Report	2	Unresolved

Category I versus II



United States
Environmental Protection
Agency

Violation Category

40 CFR §123.45 requires every violation to be designated as a Category I or II violation. The regulation includes specific criteria for Category I violations. All violations that do not meet Category I criteria must be designated Category II.

For schedule violations, there are three criteria for Category I:

- Failure to start construction, complete construction, or achieve final compliance within 90 days after the due date,
- Failure to submit final compliance schedule progress reports and program reports (see [40 CFR 127.2\(f\)](#)) within 30 days after due date, and
- Violations that caused or could cause water quality impacts

Category I Schedule Events

Code	Description	Event Type	Category
LTCP1	Commence CSO Long Term Control Plan (LTCP) Implementation	S	1
LTCP2	Complete CSO Long Term Control Plan (LTCP) Implementation (excluding post-construction monitoring)	S	1
CS015	Commence Required Work or On-Site Construction	S	1
CS016	Complete Required Work or On-Site Construction	S	1
74005	Remove/Relocate Wastewaters	S	1
CS031	Achieve Final Compliance With All Obligations Under This order	S	1
62099	Cmpl. W/ Final Event	S	1
FELAC	Achieve Final Effluent Limitations	S	1
CS017	Achieve Final Compliance With Emission or Discharge Limits	S	1
03005	Initiate Operation/Startup	S	1
91099	Bypass Elimination	S	1
CS023	Cease Operations At Facility	S	1
05199	Cease Discharge	S	1
CS035	Cease Unpermitted Activity	S	1

Category I Schedule Reports

Code	Description	Event Type	Category
PR008	Biosolids Program Report	R	1
PR003	CAFO Annual Report	R	1
81699	CSO Long Term Control Plan (LTCP)	R	1
C316B	CWA 316(b) Annual Report	R	1
00301	Dry Weather Overflow Report	R	1
PR010	MS4 Program Report	R	1
PR001	Pretreatment Performance Summary Report	R	1
61199	Pretreatment Program Implementation Report	R	1
PR005	SSO Event Report	R	1
82299	Sewer System Evaluation Report	R	1
CSB11	Plan, Report, or Scope of Work - Category 1	R	1
01508	Comply With Interim Limits	R	1

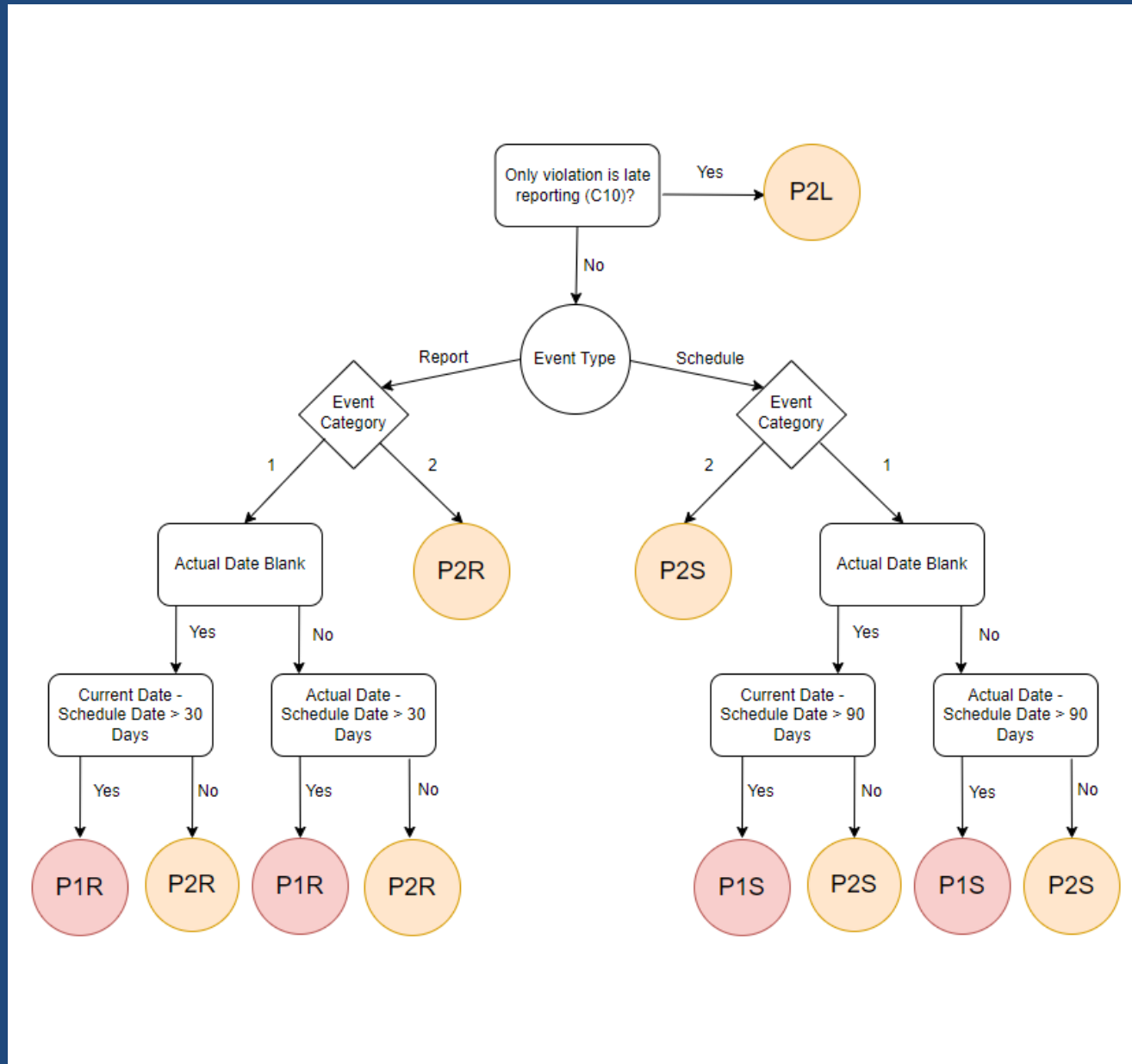
Violation Detection

Permit schedule violations have 5 possible violation detections:

Detection Code	Detection Description	Violation Category
P1R	Permit Schedule Report 30 – I	1
P1S	Permit Schedule Event 90 – I	1
P2R	Permit Schedule Report – II	2
P2S	Permit Schedule Event – II	2
P2L	Permit Schedule Reported Late	2

Permit Schedule Violation Detection Flow Chart

Code	Description	Category
P1R	Permit Schedule Report 30 – I	1
P1S	Permit Schedule Event 90 – I	1
P2R	Permit Schedule Report – II	2
P2S	Permit Schedule Event – II	2
P2L	Permit Schedule Reported Late	2



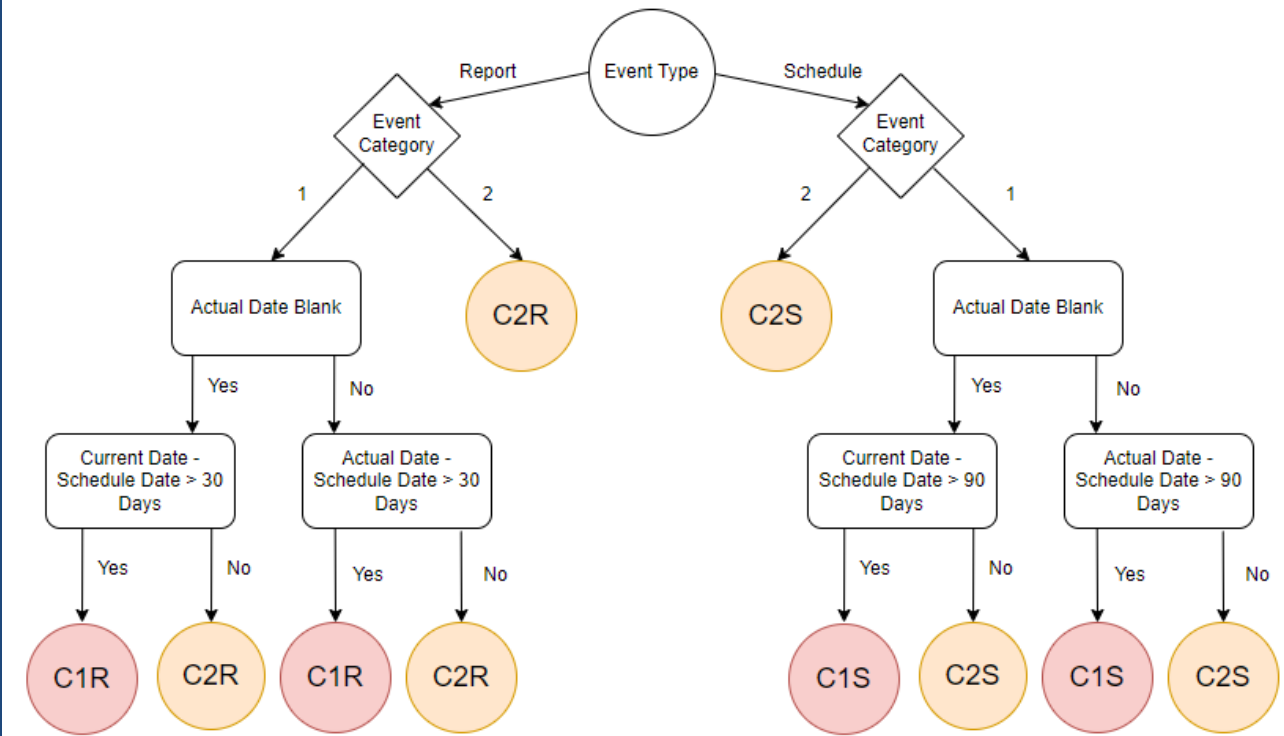
Violation Detection

Enforcement schedule violations have 4 possible violation detections:

Detection Code	Detection Description	Violation Category
C1R	Enforcement Schedule Report 30 – I	1
C1S	Enforcement Schedule Event 90 – I	1
C2R	Enforcement Schedule Report II	2
C2S	Enforcement Schedule Event II	2

Enforcement Schedule Violation Detection Flow Chart

Code	Description	Category
C1R	Enforcement Schedule Report 30 – I	1
C1S	Enforcement Schedule Event 90 – I	1
C2R	Enforcement Schedule Report II	2
C2S	Enforcement Schedule Event II	2



Violation Resolutions



United States
Environmental Protection
Agency

Violation Resolution Hierarchy

- Each violation can only have 1 violation status
- There is a hierarchy of violation statuses:
 1. Resolved
 2. Resolved Pending
 3. Unresolved

The *first* resolution that applies to the highest status in the hierarchy is the resolution description and date associated with the violation.

Violation Resolution

Schedule violations have 4 possible violation resolutions:

Resolution Code	Resolution Description	Violation Status
RP1	Formal Enforcement with Compliance Schedule	Resolved Pending
R1	Submitted Report or Completed Event	Resolved
R3	Closure of Formal Enforcement	Resolved
R6	Permit Terminated	Resolved

Submitted Report or Completed Event

- Violation Status = Resolved
- Resolution Date = Schedule Actual Date

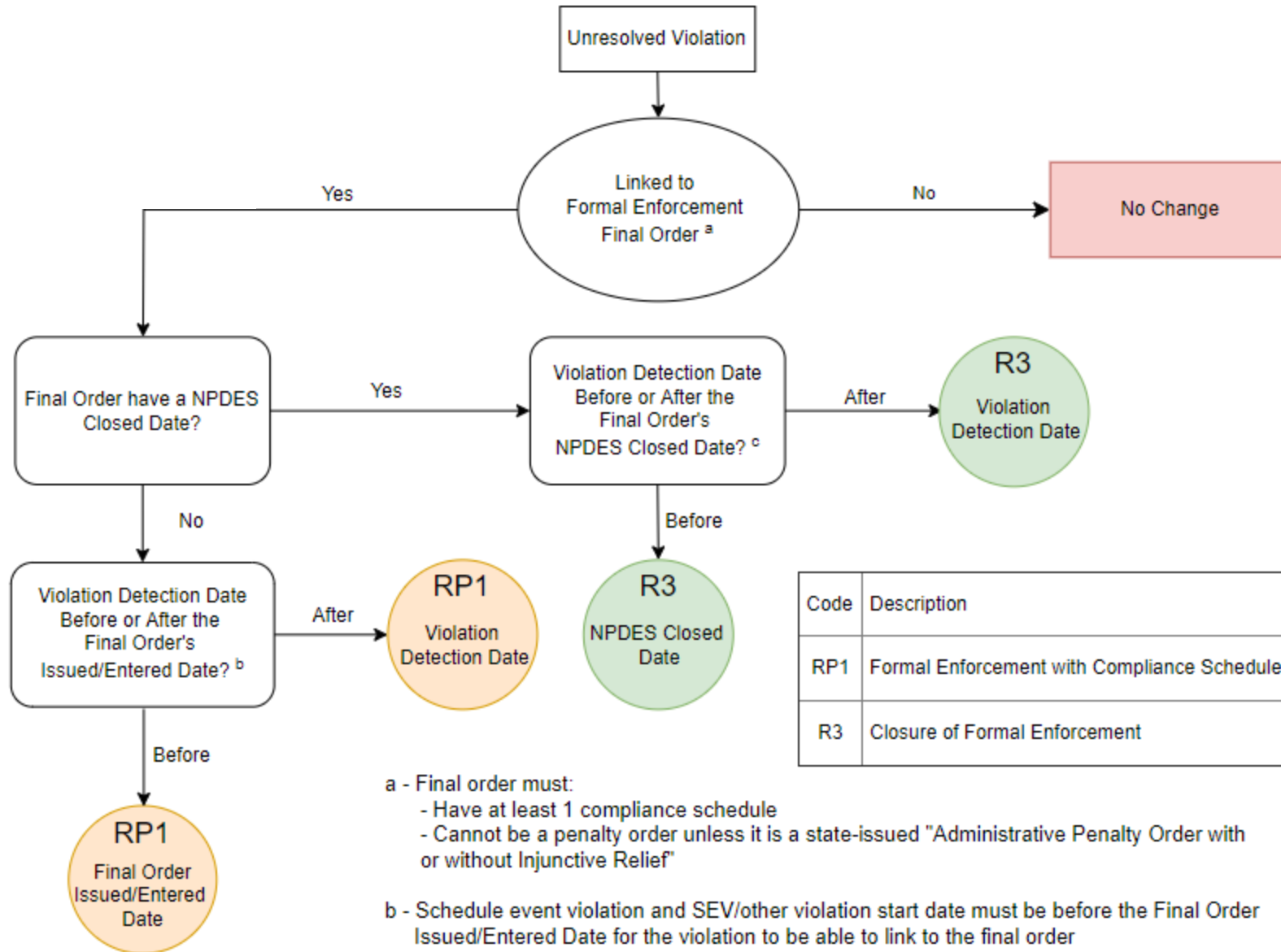
Formal Enforcement w/Compliance Schedule

- Violation Status = Resolved Pending
- Resolution Date
 - If the violation detection date is before the final order's issued/entered date, the resolution date = issued/entered date
 - If the violation detection date is after the final order's issued/entered date, the resolution date is set to the violation's detection date
- Applies when a schedule violation is linked to a
 - Formal enforcement action non-penalty final order or a state-issued Administrative Penalty Order with or without Injunctive Relief and a compliance schedule, and
 - The final order *does not have* a NPDES Closed Date

Closure of Formal Enforcement

- Violation Status = Resolved
- Resolution Date
 - If the violation detection date is before the final order's NPDES Closed Date, the resolution date = NPDES closed date
 - If the violation detection date is after the final order's NPDES Closed Date, the resolution date is set to the violation's detection date
- Applies when a schedule violation is linked to a
 - Formal enforcement action non-penalty final order or a state-issued Administrative Penalty Order with or without Injunctive Relief and a compliance schedule, and
 - The final order *has* a NPDES Closed Date

Resolved Pending and Resolved Status Flow Chart



Code	Description
RP1	Formal Enforcement with Compliance Schedule
R3	Closure of Formal Enforcement

a - Final order must:
 - Have at least 1 compliance schedule
 - Cannot be a penalty order unless it is a state-issued "Administrative Penalty Order with or without Injunctive Relief"

b - Schedule event violation and SEV/other violation start date must be before the Final Order Issued/Entered Date for the violation to be able to link to the final order

c - DMR violation date must be before the NPDES Closed Date for the violation's status to change with the linkage to the enforcement action

Permit Terminated

- Violation Status = Resolved
- Resolution Date = Permit termination date
- Violations resolved by a permit termination overrule manual resolutions, even if the manual resolution date is after the permit termination date.

Note: violations with this status can still be included in enforcement actions

Schedule Violations by Quarter

Schedule violations will be included in a Quarterly NNCR if it meets any of the following criteria:

- Violation start date is within the quarter (new violation)
- Violation has an unresolved status and the violation start date is before the end of the quarter (ongoing violation)
- Violation has a resolved pending status and the violation start date is before the end of the quarter (resolved pending)
- Violation has a resolved status and a resolution date is during the quarter (resolved)

Accessing the NNCR



United States
Environmental Protection
Agency

Accessing the NNCR

- The NNCR is available on ECHO (echo.epa.gov) within the blue “Search Options” tab (in bottom left corner)
- [Quarterly NNCR Search](#)
- [NNCR Help Documentation](#)
- [NNCR Trainings](#)
- [NNCR Guide](#)

Quarterly NNCR Search Flow

1

Search Form

The search form is divided into three main sections: **Report Timeframe**, **Geographic Location**, and **Facility Characteristics**. The **Report Timeframe** section includes a dropdown for 'Quarterly Report' set to 'FY 2023 Q1' and a link for 'View Annual Report'. The **Geographic Location** section has a dropdown for 'EPA Region (View EPA Regional Map)', a dropdown for 'State/Territory', and radio buttons for 'Facility Address' and 'Permitted Location'. The **Facility Characteristics** section includes a text input for 'Facility Name', a dropdown for 'Find Facility Name(s) That:' set to 'Matches Exact Phrase', a text input for 'Facility ID Number', radio buttons for 'EPA Registry ID' and 'Program System ID', radio buttons for 'Major Designation' (Any, Major, Non-Major), and radio buttons for 'Permitting Agency' (Any, State, U.S. EPA). A blue 'Search' button is located at the bottom right.

User-defined search criteria.

2

Summary Results

The screenshot shows a table with columns for various data points. One row is highlighted with a red border, indicating a high-level violation. The table contains one row per NPDES ID.

Table summarizes the quarterly NNCR and displays high-level violation information. Table contains one row per NPDES ID.

3

Detailed Report

The screenshot shows a detailed report titled 'NPDES Noncompliance Report'. It displays a table of violations for a specific permit, including columns for violation type, date, and status. The report provides a comprehensive view of all violations linked to the facility's FRS ID.

Permit-level violation report that displays all violations for permits linked to a facility (FRS ID).

Demonstration



United States
Environmental Protection
Agency

Next Steps

If you have questions about the NNCR or have suggested recommendations for the workgroup to consider, please reach out to the [ECHO Help Desk](#).



The screenshot shows the EPA website header with navigation links: Environmental Topics, Laws & Regulations, Report a Violation, and About EPA. A search bar is present with the text "Search EPA.gov". Below the header, the ECHO logo is displayed, along with the text "Enforcement and Compliance History Online" and a breadcrumb trail: "You are here Home » Help » ECHO Training". A teal arrow points from the text below to a "Contact Us" link located at the top right of the page.

“Contact Us” link is available at the top right of every ECHO page

Stop Recording